

## The distribution of Mg and Fe<sup>2+</sup> between olivine and spinel at 1300°C

HEATHER E. JAMIESON<sup>1</sup> AND PETER L. ROEDER

Department of Geological Sciences  
Queen's University, Kingston, Canada, K7L 3N6

### Abstract

The equilibrium distribution of magnesium and ferrous iron between olivine and aluminate spinel, and between olivine and ferrite spinel, was determined at 1300°C in order to understand the relationship between these phases in mafic and ultramafic rocks. A series of olivines (Mg<sub>2</sub>SiO<sub>4</sub>–Fe<sub>2</sub>SiO<sub>4</sub>) were equilibrated with aluminate spinels (MgAl<sub>2</sub>O<sub>4</sub>–FeAl<sub>2</sub>O<sub>4</sub>) in the presence of metallic iron. The distribution coefficient  $K_d^{ol-al} = (X_{Mg}^{ol}/X_{Fe^{2+}}^{ol}) \cdot (X_{Fe^{2+}}^{al}/X_{Mg}^{al})$  is close to one at 1300°C: it varies between 0.94 and 1.23, and increases with  $X_{Mg}^{al}$ . Olivines were equilibrated with ferrite spinels (MgFe<sub>2</sub>O<sub>4</sub>) (Mf) – Fe<sub>3</sub>O<sub>4</sub> (Mt)) as two-phase assemblages, or with pyroxene or liquid as three-phase assemblages in the system MgO–SiO<sub>2</sub>–FeO–Fe<sub>2</sub>O<sub>3</sub>. Magnesium is preferentially partitioned into olivine relative to ferrite spinel, and the distribution coefficient  $K_d^{ol-ft} = (X_{Mg}^{ol}/X_{Fe^{2+}}^{ol}) (X_{Fe^{2+}}^{ft}/X_{Mg}^{ft})$  varies between 6.7 and 9.3 at 1300°C.

The systematic variation of the distribution coefficient with spinel composition was used to calculate the activity–composition relations of both the aluminate and the ferrite solid solutions. It was assumed that the olivine solid solution is ideal, and that the spinel solid solutions are regular and single-sited, with respect to magnesium and ferrous iron, at 1300°C. The experimental results show that the aluminates are nearly ideal, and can be well described by a regular, symmetric solution model with an interaction parameter  $W_{al}$  of  $-3.1 \pm 0.6$  kJ/mole, and equilibrium constant  $K^{ol-al} = 0.97 \pm 0.08$  at 1300°C. The ferrite solid solution appears to fit an asymmetric model with  $W_{Mf} = 2 \pm 2$  kJ/mole and  $W_{Mt} = 7 \pm 4$  kJ/mole, and equilibrium constant  $K^{ol-ft} = 7 \pm 1$  at 1300°C. If the spinel solution properties are recalculated assuming non-ideal olivines with  $W_{ol} = 4.2$  kJ/mole, neither activity–composition relations nor the equilibrium constants are changed significantly.

These new thermodynamic data may be applied to: (1) calibration of the olivine–spinel geothermometer, (2) calibration of the olivine–orthopyroxene–spinel and olivine–silica–spinel oxygen geobarometers, and (3) calculation of other reactions in mantle assemblages.

### Introduction

#### *The olivine–spinel geothermometer*

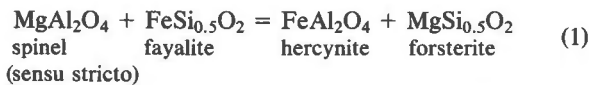
Natural spinel is generous in its range of solid solution and persistent in its occurrence in a wide variety of rock types; two features which promote this mineral as a potentially useful petrogenetic indicator. A number of petrologists, notably Irvine (1965, 1967) and Evans and Frost (1975), have observed that the distribution of Mg and Fe<sup>2+</sup> between olivine and spinel depends, in a systematic way, on the identity of the other cations in the spinel structure such as Cr, Al and Fe<sup>3+</sup>, and on the interpreted temperature of equilibration. This has led to the suggestion that the composition of coexisting olivine and spinel can be used as a geothermometer, and to many

attempts to calibrate it (Jackson, 1969; Fujii, 1978; Engi, 1978; Wood and Nicholls, 1978; Fabriès, 1979; Roeder et al., 1979; Fujii and Scarfe, 1982; Wilson, 1982). Calibrations constructed from thermodynamic data on end-member components in the complex spinel solutions suffer because of the imprecision of published values (see discussion in Roeder et al., 1979), while calibrations based on natural assemblages require independent information about equilibration temperatures and confidence that those represent blocking temperatures for the olivine–spinel cation exchange. Applicability of the olivine–spinel geothermometer must be assessed in the context of evidence that although mineral pairs in quickly-quenched volcanic rocks probably record magmatic temperatures, there is considerable re-equilibration between oxide and silicate under conditions of slow cooling, as in large layered intrusions (Irvine, 1965; Clark, 1978; Roeder et al., 1979; Wilson, 1982).

<sup>1</sup> Present address: Geological Survey of Canada, 601 Booth Street, Ottawa, Ontario, K1A 0E8, Canada.

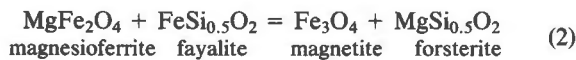
### Scope of present work

In order to understand in detail how Mg-Fe<sup>2+</sup> distribution between olivine and spinel depends on the identity of the trivalent cation, and in order to provide a partial experimental calibration of the geothermometer, we have conducted two series of experiments equilibrating olivine and spinel at 1300°C. In the first series, the composition of coexisting olivine and pure aluminate spinel was determined for a range of Mg/Fe<sup>2+</sup> ratios. The equilibria can be expressed by the following exchange reaction and distribution coefficient:



$$K_d^{\text{ol-al}} = \frac{X_{\text{Mg}}^{\text{ol}} X_{\text{Fe}^{2+}}^{\text{al}}}{X_{\text{Fe}^{2+}}^{\text{ol}} X_{\text{Mg}}^{\text{al}}}$$

where  $X_{\text{Mg}}^{\text{ol}}$  refers to the atom fraction Mg/(Mg+Fe<sup>2+</sup>) in olivine, and all other terms are defined analogously. In the second series, olivine was equilibrated with ferrite spinel, again over a range of Mg/Fe<sup>2+</sup> values.



$$K_d^{\text{ol-ft}} = \frac{X_{\text{Mg}}^{\text{ol}} X_{\text{Fe}^{2+}}^{\text{ft}}}{X_{\text{Fe}^{2+}}^{\text{ol}} X_{\text{Mg}}^{\text{ft}}}$$

The temperature of 1300°C, which is close to the liquidus of mafic rocks, was chosen because equilibrium could be confidently achieved in a reasonable time and because published phase relations are available for pertinent systems at 1300°C. Aluminate and ferrite are significant components of spinel solutions which coexist with olivine in nature. The effect of the chromite component on olivine-spinel equilibria has been investigated at lower temperatures (Engi, 1978) but not at magmatic temperatures.

### Applications

Irvine (1965) and Wood and Nicholls (1978) have shown that in order to calibrate the olivine-spinel geothermometer for application to natural samples where the spinel phase is a member of the multicomponent solid solution (Mg,Fe<sup>2+</sup>) (Al,Fe<sup>3+</sup>,Cr)<sub>2</sub>O<sub>4</sub>, the equilibrium constants  $K^{\text{ol-al}}$ ,  $K^{\text{ol-ft}}$  and  $K^{\text{ol-cr}}$ , which correspond to exchange reactions between olivine and pure aluminate, ferrite and chromite spinel respectively, must be evaluated for the range of geologically-interesting temperatures. Our experimental data provide high-temperature values for the first two parameters. These equilibrium constants are independent of Mg/Fe<sup>2+</sup> ratios, incorporate deviations from ideality in both olivine and binary spinel solutions and do not depend on external sources of thermodynamic data. Aside from the calibration of the geothermometer, the experimentally-determined values

of  $K^{\text{ol-al}}$ ,  $K^{\text{ol-ft}}$  and the derived  $K^{\text{al-ft}}$  (which represents the exchange equation between the aluminate and ferrite components of spinel solution) may be useful for the calculation of physical conditions constrained by other equilibria in mafic and ultramafic rocks (e.g., O'Neill, 1981; Nicholls, 1977).

Any comprehensive calibration of the olivine-spinel geothermometer must include the evaluation of activity coefficients for both olivine and multi-component spinel solid solutions over an appropriate range of temperature. The activity-composition relations of olivine solid solutions have been examined in a number of studies (Nafziger and Muan, 1967; Williams, 1972; Obata et al., 1974; Kawasaki and Matsui, 1977; O'Neill and Wood, 1979; Sack, 1980; Engi, 1980; Wood and Kleppa, 1981) with similar, if not entirely coincident, conclusions. Sack (1982) has taken the available experimental data on spinel solid solutions and constructed a thermodynamic model which allows the calculation of the activities of various molecular species in a complex spinel. He uses a Temkin type model for the configurational entropy together with published experimental data on Fe-Mg exchange between spinel and olivine, and on spinel miscibility gaps.

The spinel minerals exhibit variation in the pattern of cation distribution in a structure that contains twice as many octahedral as tetrahedral sites available for occupancy, the limiting cases being the "normal" distribution A(B)<sub>2</sub>O<sub>4</sub> and the "inverse" distribution B(AB)<sub>2</sub>O<sub>4</sub>, where the cations in parentheses represent the octahedral sites. Intermediate cases are known, but cation distribution is difficult to measure and its variation with spinel composition, temperature and thermal history is only beginning to be understood (Osborne et al., 1981). The cation distributions of the aluminate and ferrite spinels of the present experiments are not known. From our experimental results the variation of  $K_d^{\text{ol-al}}$  and  $K_d^{\text{ol-ft}}$  with the Mg/Fe<sup>2+</sup> ratio of the spinel has been used to calculate, in addition to the equilibrium constants, the activity-composition relations for the MgAl<sub>2</sub>O<sub>4</sub>-FeAl<sub>2</sub>O<sub>4</sub> and the MgFe<sub>2</sub>O<sub>4</sub>-Fe<sub>3</sub>O<sub>4</sub> solid solutions at 1300°C, assuming that mixing takes place on one lattice site.

## Experimental methods

### Procedures

Each experiment was conducted by hanging a sample of approximately 100 mg of starting material, mounted on a wire loop, in the predetermined thermal center of a vertical quench furnace with a 1-inch diameter alumina furnace tube. Iron wire was used for the olivine-aluminate equilibration experiments and platinum wire for the olivine-ferrite experiments. A Pt/Pt<sub>90</sub>Rh<sub>10</sub> thermocouple, calibrated at the melting points of gold and diopside, was used to measure the temperature at the beginning and end of each run.

For most of the runs, the oxygen fugacity of the atmosphere within the furnace was controlled by mixing carbon dioxide and hydrogen in known proportions. In other cases, the furnace

atmosphere was air or pure CO<sub>2</sub>. The oxygen fugacity corresponding to each gas mixture, and to pure CO<sub>2</sub>, was checked with a ceramic electrolyte cell. The iron-wüstite transition at 1200 and 1300°C was used to check the  $f_{O_2}$  control, and found to be within 0.1 log units of the values reported by Nafziger (1966) and Presnall (1966).

The experiments were run for 24 hours and the achievement of chemical equilibrium was tested by the techniques described in a following section. Both temperature and oxygen fugacity were monitored for at least an hour at the beginning and end of each run, and varied by less than 2°C and 0.1 log units, respectively, over the 24-hour run period.

### Analysis

All samples were analyzed using an Applied Research Laboratories electron microprobe in the energy dispersive mode with a lithium-drifted silicon detector. An accelerating voltage of 15 kV and a counting time of 120 seconds were used. The X-ray intensities were corrected on-line employing a multiple least-squares program that compared sample spectra to stored spectra for each element, and corrected apparent concentrations using the techniques described by Bence and Albee (1968) and the correction factors of Albee and Ray (1970). Eleven synthetic olivines ranging in composition from forsterite to fayalite (supplied by C. Smith, Geological Survey of Canada) were used as analytical standards for olivine analysis. Synthetic periclase, fayalite and corundum were used as analytical standards for the aluminate and ferrite spinels. The relative proportions of ferrous and ferric iron in the spinels were calculated assuming that they correspond to the stoichiometric formula  $M^{2+}M_2^{3+}O_4$ ; the validity of this assumption is discussed in a later section. To test reproducibility, a standard olivine was analyzed with every set of samples over the period of approximately a year. The observed variation, expressed as a single standard deviation from a mean value of mole% forsterite, was 0.3% for a natural forsteritic olivine (supplied by B. Evans, University of Washington). A more detailed discussion of analytical procedure and the quality of analytical results, in terms of the precision and accuracy obtained on standard materials that are mineralogically similar to the samples, is given by Jamieson (1981).

### Design and demonstration of equilibrium

The following procedure was designed with the aim of (1) producing olivine and spinel crystals large enough to analyze confidently by electron microprobe, and (2) approaching the equilibrium compositions of coexisting phases from two directions. This ensured that any change in  $K_d$  with the Mg/(Mg+Fe<sup>2+</sup>) value of the spinel was not an artifact of either analytical technique or difficulty reaching equilibrium. Our experimental design benefitted from previous work on pertinent systems, notably the work of Muan and Osborn (1956), Nafziger (1966), Speidel and Osborn (1967), Speidel (1967) and Ulmer (1964, 1969).

*Olivine-aluminate equilibration experiments.* The olivines and aluminates were equilibrated with metallic iron to guarantee that each aluminate was the most reduced spinel for that particular bulk composition. The starting material for each run consisted of olivine of known composition, aluminate of known composition, and a flux<sup>2</sup>, mixed together in known proportions and mounted

on an iron wire spring. A flux was necessary to produce sufficiently large aluminate spinel crystals. The composition of the flux (close to that of basalt) was chosen so that it contained no elements other than Fe, Mg, Si and Al that would enter the structures of either olivine or aluminate in significant amounts. Crystalline starting materials were olivines and aluminates synthesized at 1300°C from SiO<sub>2</sub>, MgO, Al<sub>2</sub>O<sub>3</sub> and Fe<sub>2</sub>O<sub>3</sub>, in proportions required to give stoichiometric phases. The Mg/Fe ratio for coexisting olivine and aluminate spinel was varied by changing the oxygen fugacity. This changed the amount of metallic iron relative to that of the rest of the sample so that the proportion of ferrous iron and magnesium available to be incorporated into the crystalline phases was altered.

To demonstrate that the olivine-aluminate compositions from a run at a particular oxygen fugacity at 1300°C represented the equilibrium assemblage for those conditions, pairs of mixtures with starting materials of similar bulk composition were run simultaneously. One mixture contained a Mg-rich olivine and a Fe<sup>2+</sup>-rich aluminate, and the other contained a Fe<sup>2+</sup>-rich olivine and a Mg-rich aluminate. In other words, the equilibrium tie-line was determined by the process of (1) an olivine becoming more Fe<sup>2+</sup>-rich and an aluminate more Mg-rich, or (2) an olivine becoming more Mg-rich and an aluminate more Fe<sup>2+</sup>-rich. For a particular temperature and oxygen fugacity, two samples of identical bulk composition, but different starting materials, should define a single tie-line between coexisting olivine and aluminate spinel.

*Olivine-ferrite equilibration experiments.* In the experiments designed to equilibrate olivine and ferrite spinel, sufficiently large crystals could be grown without the use of a flux. Consequently, the bulk composition of all the samples can be described by the system MgO-SiO<sub>2</sub>-FeO-Fe<sub>2</sub>O<sub>3</sub>. The starting material for each experiment in this series was an assemblage of olivine and ferrite of different composition from that finally equilibrated during the experimental run. This was achieved by preforming a chosen bulk composition at a higher temperature than 1300°C, or at a different oxygen fugacity than that chosen for the run. The bulk composition and the oxygen fugacity were varied to produce coexisting olivine and ferrite with various Mg/Fe<sup>2+</sup> ratios.

To test the attainment of equilibrium, starting material containing Mg-rich olivine and ferrite was run simultaneously with starting material containing Fe<sup>2+</sup>-rich olivine and magnesioferrite, both samples having the same bulk composition in terms of Mg-Si-total Fe, under conditions which produced an olivine-ferrite pair with Mg/Fe<sup>2+</sup> ratios intermediate to those of the starting materials. In other words, a relatively oxidized and a relatively reduced assemblage were equilibrated at an intermediate oxygen fugacity. In the case of the three-phase assemblage where pyroxene coexists with olivine and ferrite, equilibrium was also tested by running starting materials of different bulk composition at the same oxygen fugacity. Detailed phase relations are described by Jamieson (1981).

## Results

Table 1 shows the results of (a) olivine-aluminate, and (b) olivine-ferrite equilibration experiments, in terms of the composition of coexisting olivine and spinel, and the distribution coefficient calculated according to equations (1) and (2) in each case. The listed values of mole% Mg<sub>2</sub>SiO<sub>4</sub>, MgAl<sub>2</sub>O<sub>4</sub> and MgFe<sub>2</sub>O<sub>4</sub> are the means of at least five analyzed crystals of each phase. The uncertain-

<sup>2</sup> Flux composition is MgO = 15, Al<sub>2</sub>O<sub>3</sub> = 20, SiO<sub>2</sub> = 45, CaO = 8 and FeO = 12 wt.%.

Table 1. Results of (a) olivine-aluminate, and (b) olivine-ferrite, equilibration experiments at 1300°C. Bracketed samples identified by symbols are those used to test the achievement of equilibrium. O = olivine, F = ferrite spinel, P = pyroxene, L = liquid.

(a) Olivine-Aluminate						
Sample No.	Furnace Atmosphere		Run Products		$K_d^{ol-al}$	
	CO <sub>2</sub> /H <sub>2</sub>	-log f <sub>O<sub>2</sub></sub>	mole % Mg <sub>2</sub> SiO <sub>4</sub>	mole % MgAl <sub>2</sub> O <sub>4</sub>		
□ {A-1	0.05	13.2	92.4 (0.1)	91.8 (0.1)	1.09 (0.02)	
□ {A-2	0.05	13.2	92.0 (0.2)	90.3 (0.3)	1.23 (0.06)	
○ {A-3	0.10	12.6	86.1 (0.1)	84.4 (0.2)	1.14 (0.02)	
○ {A-4	0.10	12.6	86.1 (0.2)	84.3 (0.3)	1.15 (0.03)	
△ {A-5	0.15	12.2	81.4 (0.1)	79.8 (0.2)	1.11 (0.02)	
△ {A-6	0.15	12.2	81.4 (0.2)	79.2 (0.7)	1.15 (0.05)	
○ {A-7	0.20	11.9	71.3 (0.7)	71.7 (0.7)	0.98 (0.05)	
○ {A-8	0.20	11.9	72.0 (0.3)	70.7 (0.4)	1.07 (0.03)	
A-9	0.20	11.9	71.5 (0.3)	70.9 (0.3)	1.03 (0.02)	
◇ {A-10	0.25	11.7	63.1 (0.3)	62.2 (0.2)	1.04 (0.01)	
◇ {A-11	0.25	11.7	62.9 (0.1)	62.2 (0.4)	1.04 (0.02)	
A-12	0.34	11.4	59.7 (0.2)	58.6 (0.5)	1.04 (0.02)	
A-13	0.40	11.2	52.8 (0.3)	54.2 (0.4)	0.94 (0.02)	
A-14	0.40	11.2	51.7 (1.0)	53.3 (1.0)	0.94 (0.07)	
A-15	0.40	11.2	52.5 (0.3)	52.5 (0.8)	1.00 (0.03)	
A-16	0.40	11.2	51.6 (0.2)	52.2 (0.5)	0.98 (0.02)	
A-17	0.40	11.2	51.5 (0.1)	51.2 (0.2)	1.01 (0.01)	
A-18	0.40	11.2	46.4 (0.2)	47.7 (0.4)	0.95 (0.01)	
(b) Olivine-Ferrite						
Sample No.	CO <sub>2</sub> /H <sub>2</sub>	-log f <sub>O<sub>2</sub></sub>	Phases	mole % Mg <sub>2</sub> SiO <sub>4</sub>	mole % MgFe <sub>2</sub> O <sub>4</sub>	$K_d^{ol-ft}$
■ {F-1	air	0.7	OFF	94.8 (0.1)	73.2 (0.2)	6.7 (0.1)
■ {F-2	air	0.7	OFF	94.4 (0.2)	69.7 (0.4)	7.3 (0.3)
F-3	CO <sub>2</sub>	2.8	OFF	86.5 (0.2)	43.5 (0.5)	8.4 (0.2)
● {F-4	CO <sub>2</sub>	2.5	OFF	86.3 (0.1)	41.7 (0.6)	8.8 (0.2)
● {F-5	CO <sub>2</sub>	2.5	OFF	85.8 (0.1)	40.3 (0.8)	8.9 (0.2)
● {F-6	CO <sub>2</sub>	2.5	OFF	84.7 (0.3)	40.0 (0.7)	8.3 (0.3)
F-7	41.5	6.3	OF	78.2 (0.2)	30.7 (0.4)	8.1 (0.2)
F-8	23.6	6.8	OF	76.6 (0.4)	28.2 (0.3)	8.3 (0.2)
▲ {F-9	23.6	6.8	OF	76.7 (0.6)	26.0 (0.8)	9.3 (0.5)
▲ {F-10	23.6	6.8	OF	75.8 (0.7)	25.4 (0.7)	9.2 (0.5)
F-11	23.6	6.8	OF	66.3 (0.8)	18.7 (0.6)	8.5 (0.3)
◆ {F-12	41.5	6.3	OFL	46.8 (0.1)	11.2 (0.3)	7.0 (0.2)
◆ {F-13	41.5	6.3	OFL	47.0 (0.2)	10.9 (0.4)	7.3 (0.3)
◆ {F-14	13.6	7.4	OFL	43.6 (0.2)	10.2 (0.5)	6.8 (0.3)
◆ {F-15	13.6	7.4	OFL	42.3 (0.2)	9.6 (0.3)	7.1 (0.2)

ties in parentheses represent the single standard errors of these means, and have been propagated through the calculation of  $K_d^{ol-al}$  and  $K_d^{ol-ft}$ . The sample groups bracketed and identified by symbols in the first column of each table are those cases where the attainment of equilibrium was tested by one of the methods described in the previous section, and which would be expected to correspond to a single tie-line.

Figure 1 shows tie-lines between the solid solutions of (a) olivine and aluminate spinel, and (b) olivine and ferrite spinel. Small arrows identify the direction of compositional change from the starting materials to the final assemblage. It can be seen that equilibrium was closely approached and, in fact, for the pairs (A-3, A-4), (A-10, A-11), and (F-12, F-13) the tie-lines of the reversed pair are coincident. It was not possible to establish tie-lines

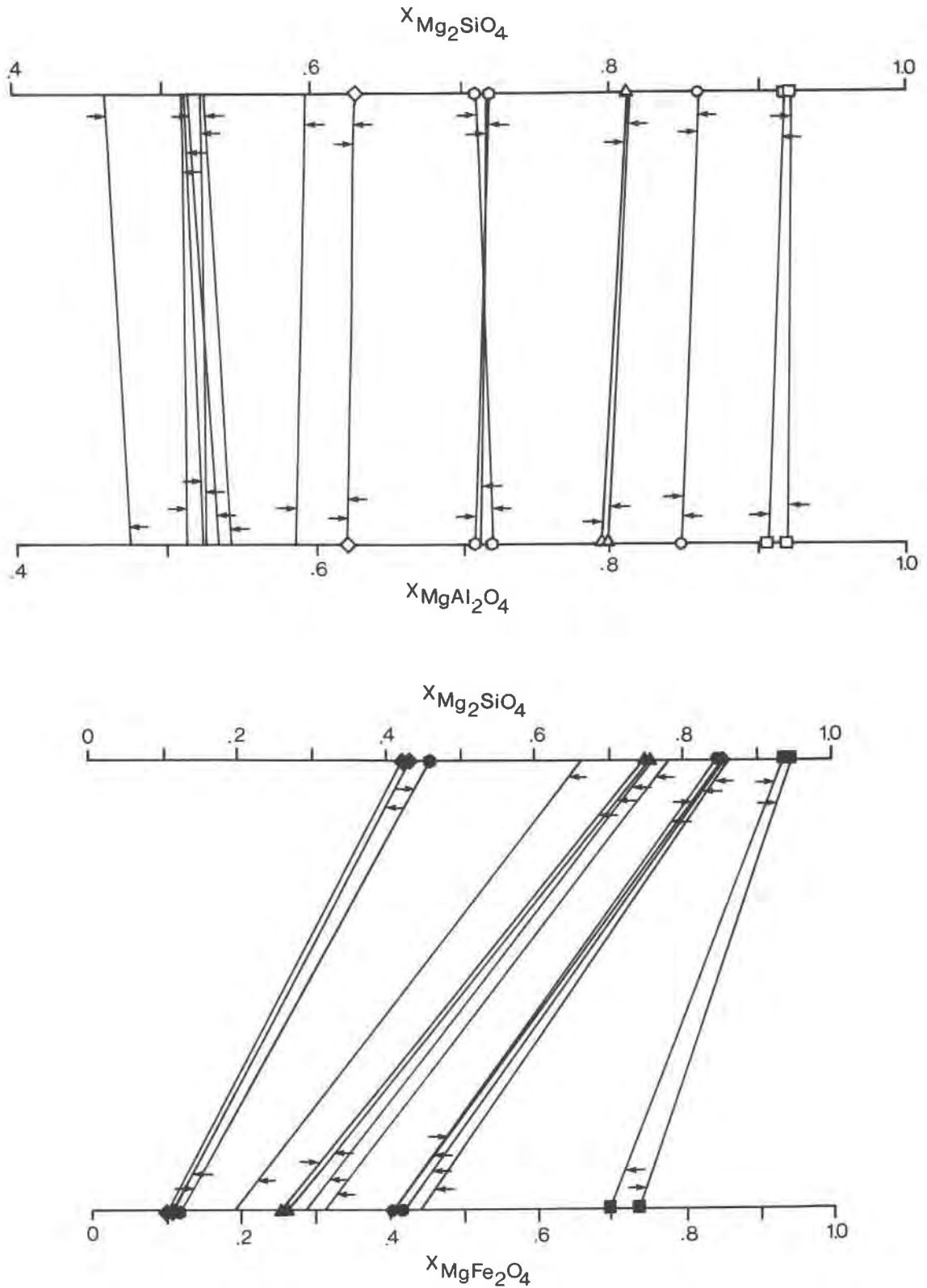


Fig. 1. Tie-lines between (a) olivine and aluminated spinel, and (b) olivine and ferrite spinel, at 1300°C. Symbols correspond to the groups of samples, bracketed in Tables I(a) and (b), whose tie lines are expected to be coincident.

for phase compositions richer in iron than those shown in Figure 1, because 1300°C is above the melting point of iron-rich olivines.

The experimental results demonstrate how the partitioning of magnesium and ferrous iron between olivine and spinel depends on the identity of the other cation in the spinel structure. Table 1a and Figure 1a show that at 1300°C magnesium, relative to ferrous iron, is incorporated into olivine and aluminate spinel with little discrimination between the two structures. This is illustrated by the nearly vertical tie-lines between olivine and aluminate, and the proximity of the  $K_d^{ol-al}$  values to 1. On the other hand, the orientation of the tie-lines between olivine and ferrite in Figure 1b, and the positive values of  $K_d^{al-ft}$  listed in Table 1b, indicate that magnesium, relative to ferrous iron, is incorporated into olivine in preference to ferrite spinel at 1300°C.

### Stoichiometry of the spinel phases

Electron microprobe analysis of the spinels from the experimental runs defines their compositions in terms of magnesium, aluminum (for the aluminates), and total iron, but since the relative proportions of ferrous and ferric iron cannot be distinguished, and since spinel solid solutions in the system MgO–Al<sub>2</sub>O<sub>3</sub>–FeO–Fe<sub>2</sub>O<sub>3</sub> at 1300°C are thought to include cation-deficient compositions (Speidel, 1967; Ulmer, 1964; Atlas and Sumida, 1958; Kwestroo, 1959), it was necessary to make some assumption about spinel stoichiometry.

The mineral formulae of the aluminate spinels, which represent compositions in equilibrium with metallic iron, were calculated according to  $M^{2+}M_3^{3+}O_4$  stoichiometry, and indicate the presence of a small amount of ferric iron, which increases systematically with total iron content and oxygen fugacity to a maximum of 6 atomic% of the total aluminum plus ferric iron. Ulmer (1964) has suggested that Mg–Fe aluminate spinels in equilibrium with iron at 1300°C are slightly cation-deficient, a deviation from stoichiometry which would lower the calculated  $Fe^{2+}/(Fe^{2+}+Mg)$  atom proportion of aluminate from, for example, 0.50 to 0.45, although the total iron to magnesium ratio would remain the same.

Speidel (1967) found that at 1300°C the most reduced ferrite spinels in the system MgO–FeO–Fe<sub>2</sub>O<sub>3</sub> are stoichiometric but the more oxidized ferrites are cation-deficient. Deviation from stoichiometry assessed by Speidel's isobars would lower the calculated  $Fe^{2+}/(Fe^{2+}+Mg)$  of the ferrite for sample F-1 from 0.76 to 0.73. This effect decreases with increasing iron content of the spinels, and ferrites equilibrated at oxygen fugacities lower than that of pure CO<sub>2</sub> (F-7 to F-15) would be stoichiometric.

Not only are these possible deviations from stoichiometry small, but the significance of cation-deficient spinels to the Mg–Fe<sup>2+</sup> distribution between olivine and spinel is not readily predictable. In the present investigation it has been assumed that small departures from stoichiometry

do not affect the proportions of magnesium and ferrous iron involved in cation exchange with olivine, and the stoichiometric spinel compositions are used for calculation of the distribution coefficients.

### Calculation of equilibrium constants and activity coefficients

#### Method

The composition of coexisting olivine and spinel, or more specifically, the variation of the olivine–spinel distribution coefficient with the Mg/(Mg+Fe<sup>2+</sup>) of the spinel, can be used to determine the equilibrium constants for equations (1) and (2), and the activity–composition relations for the two spinel solid solutions. Appropriate solution models must be chosen and the thermodynamic properties of the olivines must be known.

Here both the aluminates and the ferrites are considered to be single-sited, regular (in the sense of Thompson, 1967) solid solutions. The standard states for the spinel phases are pure spinel (MgAl<sub>2</sub>O<sub>4</sub>) and hercynite (FeAl<sub>2</sub>O<sub>4</sub>) with normal cation distribution, and pure magnesioferrite (MgFe<sub>2</sub>O<sub>4</sub>) and magnetite (Fe<sub>3</sub>O<sub>4</sub>) with inverse cation distribution, all at 1300°C and 1 atmosphere. Aside from the fact that where cation distributions have been measured (Navrotsky and Kleppa, 1967; Osborne et al., 1981), Mg–Fe<sup>2+</sup> aluminates are essentially normal spinels and Mg–Fe<sup>2+</sup> ferrites are essentially inverse spinels, choosing these particular standard states with regard to structural state provides a simple relation between activity and mole fraction, for example:  $a_{Hc}^al = X_{Hc}^al \gamma_{Hc}^al$ , where  $a$  is activity and  $\gamma$  is the activity coefficient. The olivine solid solution is assumed to behave ideally at 1300°C. The conclusions of a number of studies on olivine mixing properties indicate ideal or nearly ideal behavior at high temperatures (Sack, 1980; Engi, 1981) and, as will be shown later, the small positive deviation from ideality suggested by other studies (O'Neill and Wood, 1979; Wood and Kleppa, 1981) does not significantly affect the spinel activity–composition relations or the equilibrium constants calculated in the present work.

The difference between the distribution coefficient and the equilibrium constant can be expressed in terms of the activity coefficients of the spinel components, using the olivine–aluminate equilibria as an example:

$$\ln K_d^{ol-al} = \ln K^{ol-al} - \ln \gamma_{Hc} + \ln \gamma_{Sp} \quad (3)$$

For a symmetric or one-parameter solution model (Thompson, 1967), the activity coefficient is related to the interaction parameter  $W_{al}$  as follows:

$$\ln \gamma_{Hc} = \frac{W_{al}}{RT} X_{Sp}^2 \quad (4)$$

Substituting (4), and the relation  $X_{Hc} = (1-X_{Sp})$ , in

equation (3) results in the following linear equation:

$$\ln K_d^{\text{ol-al}} = \left[ \ln K^{\text{ol-al}} + \frac{W_{\text{al}}}{RT} \right] - \left[ \frac{2W_{\text{al}}}{RT} \right] X_{\text{Sp}} \quad (5)$$

For asymmetric solid solution models, two interaction parameters are needed, and the relation between the activity coefficient and these parameters (Thompson, 1967) is:

$$\ln \gamma_{\text{Hc}} = \frac{X_{\text{Sp}}^2}{RT} \left[ W_{\text{Hc}} + 2X_{\text{Hc}} (W_{\text{Sp}} - W_{\text{Hc}}) \right] \quad (6)$$

If equation (6) is substituted into (3), the variation of the distribution coefficient with spinel composition has the form of a second-degree polynomial equation:

$$\ln K_d^{\text{ol-al}} = \left[ \ln K^{\text{ol-al}} + \frac{W_{\text{Hc}}}{RT} \right] + \left[ \frac{2W_{\text{Sp}} - 4W_{\text{Hc}}}{RT} \right] X_{\text{Sp}} + \left[ \frac{3W_{\text{Hc}} - 3W_{\text{Sp}}}{RT} \right] X_{\text{Sp}}^2 \quad (7)$$

#### Calculations from olivine–aluminite results

Figure 2a shows the relation between  $\ln K_d^{\text{ol-al}}$  and  $X_{\text{Sp}}$  determined by the olivine–aluminite equilibration experiments. The distribution of the data approximates a straight line which suggests that, if olivines are ideal at 1300°C, the aluminite solid solution can be well described as a symmetric regular solution. Since the uncertainty in the determination of  $X_{\text{Sp}}$  is much less than that of  $\ln K_d^{\text{ol-al}}$ , a straight line was fitted to the data using a least-squares fit with the individual data points weighted by factors proportional to the calculated uncertainties in the  $\ln K_d^{\text{ol-al}}$  values. The error bar on each point represents analytical uncertainty or heterogeneity within any one sample. The linear correlation coefficient is 0.95. In Figure 2b the calculated activity–composition relations for the aluminites at 1300°C illustrate the small symmetric negative deviation from ideality. The value of the equilibrium constant  $K^{\text{ol-al}}$  and the interaction parameter  $W_{\text{al}}$ , which have been calculated from the fitted line, are also shown. The uncertainties associated with these two parameters, and an example of the uncertainty associated with the activity values shown by the vertical error bar, were determined by propagation of both the analytical uncertainties and the quality of the fit.

#### Calculations from olivine–ferrite results

Figure 3a shows that the variation of  $\ln K_d^{\text{ol-ft}}$  with  $X_{\text{Mf}}$ , as measured by the olivine–ferrite equilibration experiments, is more complicated than the olivine–aluminite case, but can be reasonably well described by a second-degree polynomial curve, corresponding to an asymmetric regular solution model for the ferrites. The curve shown has been fitted to the weighted data and has a

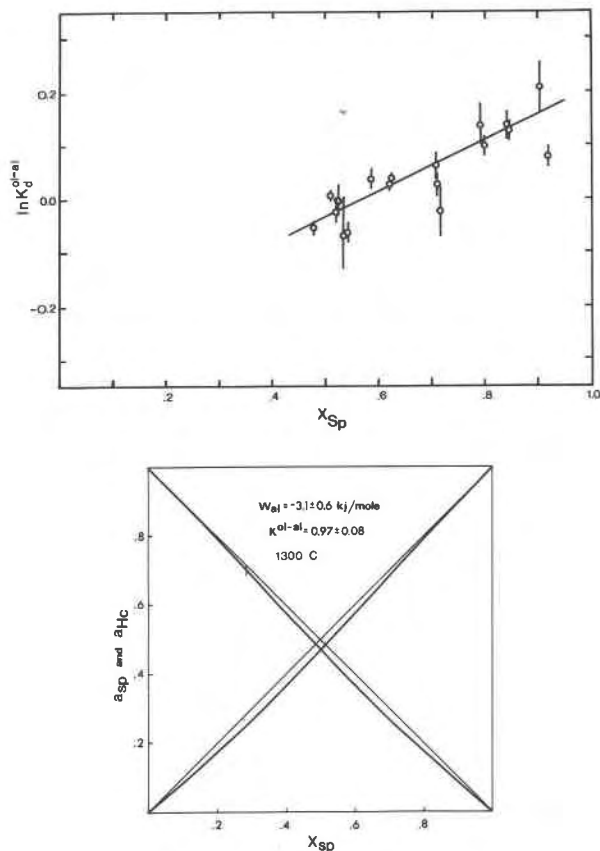


Fig. 2. (a) The variation of  $\ln K_d^{\text{ol-al}}$  with aluminite spinel composition, and (b) the activity–composition relations for the  $\text{MgAl}_2\text{O}_4$ – $\text{FeAl}_2\text{O}_4$  solid solution at 1300°C, as calculated from equations given in the text. An example of the uncertainty associated with the calculated activity values is shown.

correlation coefficient of 0.88. The pattern of the distribution might be clarified by more information in the Mg-rich part of the system, but this is a difficult region to explore experimentally due to the high oxygen fugacities and the difficulty of quenching magnesiowustite which coexists with very Mg-rich olivines and ferrites (Jamieson, 1981). The calculated activity–composition relations corresponding to this asymmetric solution model, the value of the equilibrium constant  $K^{\text{ol-ft}}$  at 1300°C, the two interaction parameters, and associated uncertainties are shown in Figure 3b.

If site occupancies for the  $\text{MgFe}_2\text{O}_4$ – $\text{Fe}_3\text{O}_4$  solid solution were known, these experimental data might be explained by a simpler model that related cation ordering directly to thermodynamic parameters, possibly involving a discontinuous function of  $\ln K_d$  with spinel composition.

#### Effect of non-ideal olivines

If the thermodynamic parameters determined in the procedure described above are recalculated assuming a

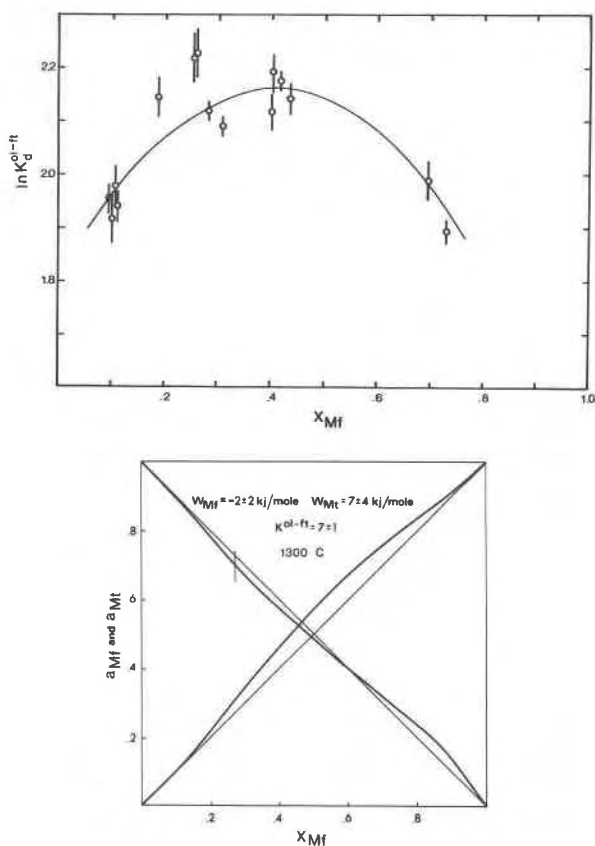


Fig. 3. (a) The variation of  $\ln K_d^{\text{ol-ft}}$  with ferrite spinel composition, and (b) the activity-composition relations for the  $\text{MgFe}_2\text{O}_4\text{-Fe}_3\text{O}_4$  solid solution at  $1300^\circ\text{C}$ , as calculated from equations given in the text. An example of the uncertainty associated with the activities is shown.

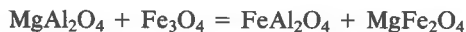
positive deviation from ideality for the olivine solid solution such that  $W_{\text{ol}} = 4.2$  kJ/mole at  $1300^\circ\text{C}$ , the changes are very small, as follows:  $K^{\text{ol-al}}$  remains essentially unchanged at  $0.98 \pm 0.8$  and the aluminates show a very slight positive deviation from ideality with  $W_{\text{al}} = 1.3 \pm 0.6$  kJ/mole,  $K^{\text{ol-ft}}$  drops marginally from  $7 \pm 1$  to  $6 \pm 1$  and the degree of asymmetry in the ferrite solid solution is decreased, but the values of the interaction parameters remain unchanged within the uncertainty ranges indicated.

### Conclusion

Experiments equilibrating olivine and aluminate spinel, and olivine and ferrite spinel, at  $1300^\circ\text{C}$ , define how the distribution of magnesium and ferrous iron between olivine and spinel depends on spinel composition. If aluminum is the only trivalent or B cation in the spinel structure, there is little preferential partitioning of magnesium, relative to  $\text{Fe}^{2+}$ , between the two phases. The  $\text{Mg-Fe}^{2+}$  distribution varies slightly and systematically with the  $\text{Mg}/(\text{Mg} + \text{Fe}^{2+})$  of the aluminate, so that if olivines are ideal at  $1300^\circ\text{C}$ , the  $\text{MgAl}_2\text{O}_4\text{-FeAl}_2\text{O}_4$  solid solution can

be well described as a regular, symmetric solution with a small negative departure from ideality. The equilibrium constant  $K^{\text{ol-al}}$  is  $0.97 \pm 0.08$  at  $1300^\circ\text{C}$ . The free energy of reaction associated with the olivine-aluminate exchange equation (1) is  $0 \pm 1$  kJ/mole. If the B cation in the spinel structure is ferric iron, there is considerable preferential partitioning of Mg, relative to  $\text{Fe}^{2+}$ , into the olivine structure. This partitioning is highest at intermediate values of  $\text{Mg}/(\text{Mg} + \text{Fe}^{2+})$  and, assuming ideal olivines, the  $\text{MgFe}_2\text{O}_4\text{-Fe}_3\text{O}_4$  solid solution appears to conform to an asymmetric, regular solution model, with a calculated equilibrium constant  $K^{\text{ol-ft}}$  of  $7 \pm 1$  and  $\Delta G_R^{\text{ol-ft}}$  for exchange reaction (2) of  $-25 \pm 2$  kJ/mole. These experimentally-determined equilibrium constants can be used to partially calibrate the olivine-spinel geothermometer at high temperatures. The results of Engi (1978) on olivine-chromite and olivine-aluminate exchange reactions contribute to the low-temperature calibration. A reliable value for  $K^{\text{ol-cr}}$  at high temperatures, the variation of  $K^{\text{ol-ft}}$  with temperature, and a comprehensive assessment of the thermodynamic mixing properties of complex spinels are needed to complete the calibration of the olivine-spinel geothermometer.

The equilibrium constants for the olivine-ferrite and olivine-aluminate equations can be combined to give  $K^{\text{al-ft}} = 0.14$  for the following spinel exchange equation.



The free energy change for this equation, calculated from the present study, is equal to  $+25$  kJ/mole, compared to  $+22$  kJ/mole calculated from the equation given by Sack (1982). The positive free energy change reflects the strong affinity between magnesium and aluminum, and between ferrous and ferric iron in the spinel structure. This, in part, explains the high aluminum content of spinels which crystallize from basaltic liquids with high  $\text{Mg}/(\text{Mg} + \text{Fe}^{2+})$  (usually at high temperatures), and the more ferric nature of the spinels which crystallize from basaltic liquids with lower values of  $\text{Mg}/(\text{Mg} + \text{Fe}^{2+})$ .

### Acknowledgments

This study represents part of Heather Jamieson's Ph.D. research at Queen's University, financially supported by NSERC Postgraduate scholarships and a McLaughlin scholarship. Experimental and analytical facilities have been supported by NSERC operating grants to P. L. Roeder. During the course of this work, we benefitted from useful conversations with Drs. T. N. Irvine, D. M. Carmichael, I. H. Campbell, M. I. Corlett and R. C. Peterson. Assistance with sample analysis and preparation was provided by D. Kempson, F. Dunphy, R. Innes, R. Foster, P. Debenham and T. Solberg (at VPISU). We would like to thank Drs. E. Froese and R. Sack for reading and commenting on this paper.

### References

- Albee, A. L. and Ray, L. (1970) Correction factors for electron probe microanalysis of silicates, oxides, carbonates and sulfates. *Analytical Chemistry*, 42, 1408-1411.



- Atlas, L. M. and Sumida, W. K. (1958) Solidus, subsolidus and subsolidation phase equilibria in the system Fe–Al–O. *Journal of the American Ceramic Society*, 41, 150–160.
- Bence, A. E. and Albee, A. L. (1968) Empirical correction factors for the electron microanalysis of silicates and oxides. *Journal of Geology*, 76, 382–403.
- Clark, T. (1978) Oxide materials in the Turnagain ultramafic complex, northwestern British Columbia. *Canadian Journal of Earth Sciences*, 15, 1893–1903.
- Engi, M. (1978) Mg–Fe exchange equilibria among Al–Cr spinel, olivine, orthopyroxene and cordierite. Ph.D. thesis, Swiss Federal Institute of Technology, Zurich.
- Engi, M. (1980) The solid solution behaviour of olivine in the temperature range from 500 K to 1500 K. (abstr.) *Geological Society of America, Abstracts with Program* 12, 421.
- Evans, B. W. and Frost, B. R. (1975) Chrome-spinel in progressive metamorphism—a preliminary analysis. *Geochimica et Cosmochimica Acta*, 39, 959–972.
- Fabriès, J. (1979) Spinel–olivine geothermometry in peridotites from ultramafic complexes. *Contributions to Mineralogy and Petrology*, 69, 329–336.
- Fujii, T. (1978) Fe–Mg partitioning between olivine and spinel. *Carnegie Institute of Washington, Yearbook 1976–77*, 563–569.
- Fujii, T. and Scarfe, C. M. (1982) Equilibration experiments on natural peridotite and basalt: A recalibration of the olivine–spinel geothermometer. (abstr.) *EOS, Transactions of the American Geophysics Union* 63, 471.
- Hill, R. and Roeder, P. L. (1974) The crystallization of spinel from basaltic liquid as a function of oxygen fugacity. *Journal of Geology*, 82, 709–729.
- Irvine, T. N. (1965) Chromian spinel as a petrogenetic indicator. Part 1. Theory. *Canadian Journal of Earth Sciences*, 2, 648–672.
- Irvine, T. N. (1967) Chromian spinel as a petrogenetic indicator. Part 2. Petrologic applications. *Canadian Journal of Earth Sciences*, 4, 71–103.
- Jackson, E. D. (1969) Chemical variation in coexisting chromite and olivine in the chromitite zones of the Stillwater complex. *Economic Geology Monograph*, 4, 41–71.
- Jamieson, H. E. (1981) The distribution of magnesium and iron between olivine and spinel at 1300 C. Ph.D. thesis, Queen's University, Kingston, Canada.
- Jamieson, H. E. and Roeder, P. L. (1982) Mg–Fe Exchange between olivine and spinel at 1573K. (abstr.) *EOS, Transactions of the American Geophysics Union*, 63, 471.
- Kawasaki, T. and Matsui, Y. (1977) Partitioning of Fe<sup>2+</sup> and Mg<sup>2+</sup> between olivine and garnet. *Earth and Planetary Science Letters*, 37, 159–166.
- Kwestroo, W. (1959) Spinel phase in the system MgO–Fe<sub>2</sub>O<sub>3</sub>–Al<sub>2</sub>O<sub>3</sub>. *J. Journal of Inorganic and Nuclear Chemistry*, 9, 65–70.
- Muan, A. and Osborn, E. F. (1956) Phase equilibria at liquidus temperatures in the system MgO–FeO–Fe<sub>2</sub>O<sub>3</sub>–SiO<sub>2</sub>. *Journal of the American Ceramic Society*, 39, 121–140.
- Nafziger, R. H. (1966) Equilibrium phase compositions and thermodynamic properties of solid solutions in the system MgO–“FeO”–SiO<sub>2</sub>. Ph.D. thesis, Pennsylvania State University.
- Nafziger, R. H. and Muan, A. (1967) Equilibrium phase compositions and thermodynamic properties of olivines and pyroxenes in the system MgO–“FeO”–SiO<sub>2</sub>. *American Mineralogist*, 52, 1364–1386.
- Nicholls, J. (1977) The calculation of mineral compositions and modes of olivine–two pyroxene–spinel assemblages. *Contributions to Mineralogy and Petrology*, 60, 119–142.
- Obata, M., Banno, S. and Mori, T. (1974) The iron–magnesium partitioning between naturally occurring coexisting olivine and Ca-rich clinopyroxene: an application of the simple mixture model to olivine solid solution. *Bulletin de Société Française de Minéralogie et de Cristallographie*, 97, 101–107.
- O'Neill, H. St. C. and Wood, B. J. (1979) An experimental study of Fe–Mg partitioning between garnet and olivine and its calibration as a geothermometer. *Contributions to Mineralogy and Petrology*, 70, 59–70.
- O'Neill, H. St. C. (1981) The transition between spinel lherzolite and garnet lherzolite, and its use as a geobarometer. *Contributions to Mineralogy and Petrology*, 77, 185–194.
- Osborne, M. D., Fleet, M. E. and Bancroft, G. M. (1981) Fe<sup>2+</sup>–Fe<sup>3+</sup> ordering in chromite and Cr-bearing spinels. *Contributions to Mineralogy and Petrology*, 77, 251–255.
- Presnall, D. C. (1966) The join forsterite–diopside–iron oxide and its bearing on the crystallization of basaltic and ultramafic magmas. *American Journal of Science*, 264, 753–809.
- Roeder, P. L., Campbell, I. H. and Jamieson, H. E. (1979) A re-evaluation of the olivine–spinel geothermometer. *Contributions to Mineralogy and Petrology*, 68, 325–334.
- Sack, R. O. (1980) Some constraints on the thermodynamic mixing properties of Fe–Mg orthopyroxenes and olivines. *Contributions to Mineralogy and Petrology*, 71, 257–269.
- Sack, R. O. (1982) Spinel as petrogenetic indicators: activity–composition relations at low pressure. *Contributions to Mineralogy and Petrology*, 71, 169–186.
- Speidel, D. H. (1967) Phase equilibria in the system MgO–FeO–Fe<sub>2</sub>O<sub>3</sub>: the 1300 C isothermal section and extrapolations to other temperatures. *Journal of the American Ceramic Society*, 50, 243–248.
- Speidel, D. H. and Osborn, E. F. (1967) Element distribution among coexisting phases in the system MgO–FeO–Fe<sub>2</sub>O<sub>3</sub>–SiO<sub>2</sub> as a function of temperature and oxygen fugacity. *American Mineralogist*, 52, 1139–1153.
- Thompson, J. B. Jr. (1967) Thermodynamic properties of simple solutions. In P. H. Abelson, Ed., *Researches in Geochemistry II* Wiley and Sons, New York.
- Ulmer, G. (1964) Oxidation–reduction reactions and equilibrium phase relations at 1300 C at oxygen pressures from 0.21 to 10<sup>–14</sup> atmospheres for the spinel solid solution series Fe–Cr<sub>2</sub>O<sub>4</sub>–MgCr<sub>2</sub>O<sub>4</sub> and FeAl<sub>2</sub>O<sub>4</sub>–MgAl<sub>2</sub>O<sub>4</sub>. Ph.D. thesis, Pennsylvania State University.
- Ulmer, G. (1969) Experimental investigations of chromite spinels. *Economic Geology Monograph*, 4, 114–131.
- Williams, R. J. (1972) Activity–composition relations in the fayalite–forsterite solid solution between 900 and 1300 C at low pressures. *Earth and Planetary Science Letters*, 15, 296–300.
- Wilson, A. H. (1982) The geology of the Great ‘Dyke’, Zimbabwe: The ultramafic rocks. *Journal of Petrology*, 25, 240–293.
- Wood, B. J. and Kleppa, O. J. (1981) Thermochemistry of forsterite–fayalite olivine solutions. *Geochimica et Cosmochimica Acta*, 45, 529–534.
- Wood, B. J. and Nicholls, J. (1978) The thermodynamic properties of reciprocal solid solutions. *Contributions to Mineralogy and Petrology*, 66, 389–400.