

Na–Al-rich gedrite coexisting with hornblende in a corona between plagioclase and olivine

MAX T. OTTEN¹

*Instituut voor Aardwetenschappen
Rijksuniversiteit Utrecht
Postbus 80021, 3508 TA Utrecht, the Netherlands*

Abstract

In an olivine dolerite in the Artfjället gabbro (Sweden) metamorphism has resulted in the formation of double-shell coronas between olivine and plagioclase. One shell consists of orthopyroxene, the other contains coexisting gedrite and hornblende. The gedrite,



is the most Na- and Al-rich orthoamphibole yet found coexisting with hornblende. The hornblende has the composition



The corona is inferred to have formed at $T = 500\text{--}550^\circ\text{C}$, $P > 5$ kbar, a relatively low water fugacity, and oxygen fugacity near the QFM buffer. It is suggested that the high Al and Na contents of the gedrite are due to limited mobility of Si and Al during corona formation, in combination with a Na excess. The occurrence of gedrite in the corona is attributed mainly to the high Na/Ca ratio of the original plagioclase.

Introduction

In their comprehensive review of the metamorphic amphiboles Robinson et al. (1982) have illustrated the possibilities offered by amphibole compositions as guides to metamorphic conditions. A prerequisite for understanding the effects of intensive parameters on amphibole compositions is knowledge of the crystal-chemical control exerted by the amphibole itself (internal limits of Robinson et al.). Coexisting amphiboles provide information on such crystal-chemical limits, since their compositions outline a miscibility gap or a solvus.

The present paper relates the occurrence of aluminous orthoamphibole (gedrite) and hornblende in a corona between olivine and plagioclase. The origin of the amphiboles and the implications with regard to crystal chemistry are considered.

Geological setting

The host rock for the two amphiboles is an olivine dolerite (sample 158), one of a series of dolerites that occur in the Artfjället gabbro (Central Swedish Caledonides). This gabbro intruded nearly simultaneously with the peak of a medium-pressure ($P > 5$ kbar), lower

amphibolite-facies metamorphism of the country rocks (Senior and Otten, in press). The dolerites intruded the gabbro, while it was still hot, shortly after solidification (Otten, 1983). At a later stage, concurrent with regional retrogression under epidote–amphibolite-facies conditions, both gabbro and dolerites were metamorphosed to a variable extent. This metamorphism was the result of the introduction of water along cracks that were formed during a regional deformation phase. The degree of metamorphism in the gabbro and dolerites varies from incipient reaction rims between magmatic minerals to complete alteration over distances of a few centimeters from the cracks (Otten, 1983).

Petrography

The original olivine dolerite was subophitic and consisted of ca. 40% modal plagioclase, 40% augite, 5 to 10% ilmenite and subordinate brown hornblende and olivine. Plagioclase (An_{47}) forms subhedral to anhedral tabular grains up to 3 mm in length. Augite ($\text{Ca}_{41}\text{Mg}_{35}\text{Fe}_{24}$) occurs as finer anhedral grains in aggregates interstitial to plagioclase. Ilmenite ($\text{Hm} < 5$) forms amoeboid to graphic (skeletal?) grains up to several mm in length. Brown hornblende (up to 3.9 wt% TiO_2 , usually strongly altered, see below) occurs as anhedral, strongly poikilitic grains up to 1 cm in size. The nature of olivine (probably Fo_{45} , see below) is difficult to assess due to complete alteration

¹ Present address: Department of Geology, Arizona State University, Tempe, Arizona 85287.

to cummingtonite-magnetite symplectites. It appears to have been amoeboid, occurring interstitially to plagioclase.

Metamorphic orthopyroxene, blue-green hornblende, gedrite, cummingtonite, magnetite and a few small grains of biotite and spinel make up between 10 and 20% of the olivine dolerite. Orthopyroxene, blue-green hornblende and gedrite occur in double-shell coronas between plagioclase on one side and cummingtonite-magnetite symplectites on the other (Fig. 1). Orthopyroxene occupies the shell adjacent to the symplectites and the two amphiboles form the shell against plagioclase. The shells are palisade-like aggregates of elongated, anhedral grains. The amphibole shell is usually thicker (typical thickness between 0.1 and 0.2 mm) than the orthopyroxene shell (0.1 mm). The gedrite makes up less than ten percent of the amphibole shell. It is nearly impossible to optically distinguish the gedrite from the blue-green hornblende due to the very fine grain size, anhedral nature, similar though fainter pleochroism (gedrite very pale gray to pale grayish green, hornblende colorless to pale blue-green) and strong overlap between adjacent grains in the coronas. The gedrite is, however, readily detected in backscattered-electron images in the electron microprobe.

Blue-green hornblende is also found as rims around ilmenite, augite and brown hornblende. The rims around the ilmenite are palisade-like aggregates similar to the

amphibole shell of the corona, but do not contain gedrite. The rims around augite and brown hornblende usually consist of single grains of blue-green hornblende that have a homoaxial relationship with the augite and brown hornblende (cf. Otten, 1983). The latter two usually show strong internal alteration as well, containing abundant exsolved rutile and ilmenite particles (cf. Mongkoltip and Ashworth, 1983; Otten, 1983).

Cummingtonite forms small, equant, multiply twinned anhedral grains, that replace the orthopyroxene of the corona and occur in symplectites with magnetite (Fig. 1). The cummingtonite-magnetite symplectites are nearly opaque in transmitted light, but in reflected light it is clear that the cummingtonite predominates over the magnetite. The magnetite generally forms very thin (ca. 1 μm) vermicules. The distribution of magnetite vermicules that have similar shape and orientation often delineates domains in the symplectites (Fig. 1).

Double-shell coronas consisting of orthopyroxene in one shell and hornblende or hornblende-spinel symplectite, but no gedrite, in the other, are frequently found between plagioclase and olivine in the Artfjället gabbro and dolerites (Otten, 1983). In view of the similarity between these coronas and the gedrite-bearing coronas, it is likely that the latter also formed between plagioclase and olivine and, hence, that the cummingtonite-magnetite symplectites are alteration products of olivine. This is

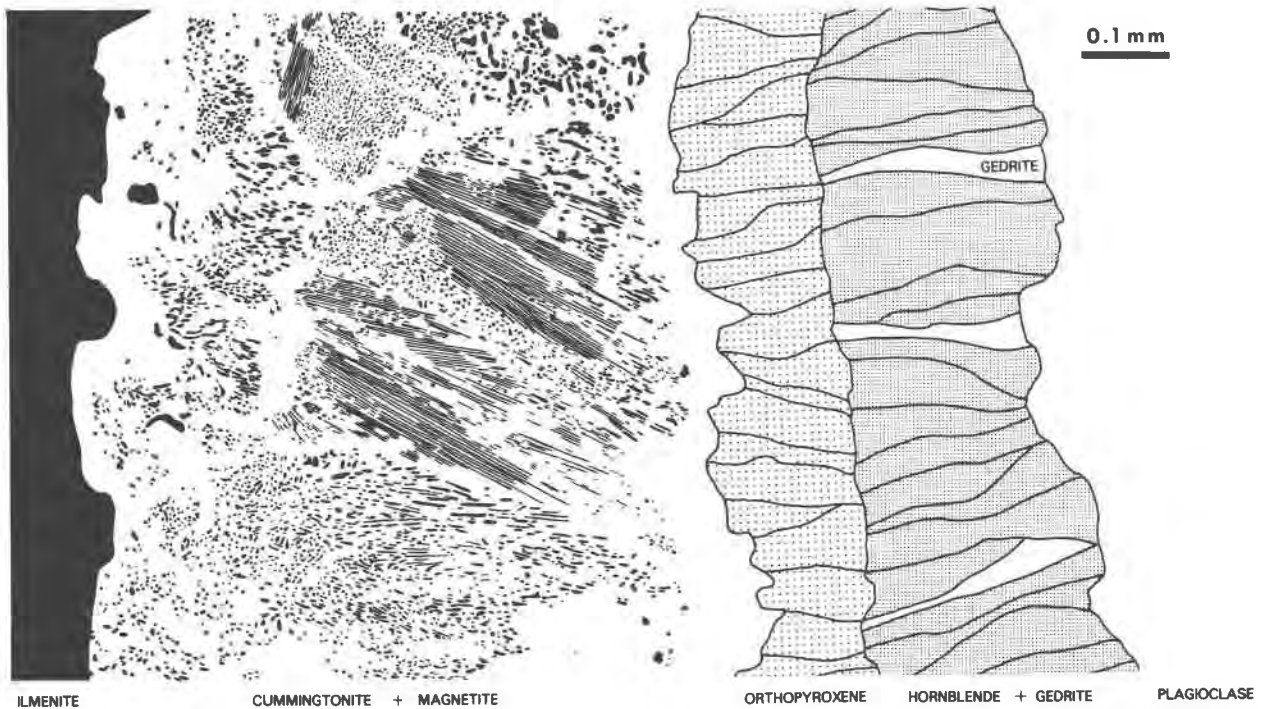


Fig. 1. Micrograph showing a double-shell corona of orthopyroxene and hornblende with gedrite that was formed between plagioclase and olivine was subsequently replaced by the cummingtonite-magnetite symplectites. Partial alteration of corona orthopyroxene to cummingtonite accounts for the rim of magnetite-free cummingtonite between the orthopyroxene and the symplectites. Cummingtonite grain boundaries not shown for clarity. Traced from a reflected-light photomicrograph.

consistent with the bulk composition of the symplectites, which is close to that of olivine with Fo₄₅. Because coronas develop only in the presence of olivine and magnetite is absent in the orthopyroxene shell of the corona, the formation of the symplectites is inferred to postdate the coronas.

Magnetite-bearing symplectites, but with orthopyroxene as host mineral, have been found as alteration products of olivine in a few samples from the Artfjället gabbro and dolerites (Otten, 1983). In these orthopyroxene-magnetite symplectites each domain of magnetite vermicules with similar orientation and shape represents a separate grain of host orthopyroxene. The domains in the cummingtonite-magnetite symplectites, however, do not correspond to separate cummingtonite grains and grain boundaries of the cummingtonite frequently transect magnetite domains. It is suggested, therefore, that these symplectites originated as orthopyroxene-magnetite intergrowths and that the orthopyroxene, together with part of the corona orthopyroxene, was subsequently replaced by cummingtonite.

The inferred sequence of metamorphic reactions in the dolerite is then: (1) formation of orthopyroxene, blue-green hornblende and gedrite in coronas between olivine and plagioclase and formation of blue-green hornblende rims around ilmenite, augite and brown hornblende; (2) formation of orthopyroxene-magnetite symplectites from the remaining olivine; (3) formation of cummingtonite from orthopyroxene in coronas and symplectites.

Mineral chemistry

Wave-length dispersive electron-microprobe analyses were performed on a Cambridge Instruments Ltd. Microscan 9 with dead-time, probe drift and ZAF corrections by an on-line PDP 11/05 computer. Operating conditions were: accelerating voltage 20 kV, probe current 25 nA and 25 sec counting time, except for F and Cl, where probe current was 250 nA and counting time 50 sec. However both F and Cl were below detection limit (F < 0.05, Cl < 0.01 wt%).

Analyses of corona orthopyroxene, blue-green hornblende, gedrite, and cummingtonite are presented in Table 1. The amphibole analyses are averages of five to ten separate analyses, the orthopyroxene analysis is an average of three. Except for slight variations in Fe and Mg and, to a lesser extent, Si and Al in hornblende and gedrite (cf. Table 1), mineral compositions are uniform throughout the sample. Variations in Fe, Mg, Si and Al in hornblende and gedrite are correlated and the distribution coefficients for Al-Si (1.11±0.03) and Fe-Mg (1.10±0.02) between adjacent grains of gedrite and hornblende are constant.

Because it could not be analyzed directly, ferric iron was estimated. The orthopyroxene formula does not allow the presence of ferric iron since it is already slightly cation-deficient (probably due to slightly high SiO₂ in the analyses). The cummingtonite may contain only minor

Table 1. Mineral compositions

	Orthopyroxene	Blue-green hornblende	Gedrite	Cummingtonite
SiO ₂	52.13	39.62 (52)*	38.42 (55)*	53.69
Al ₂ O ₃	0.44	18.13 (31)	19.43 (41)	0.72
TiO ₂		0.08 (4)	-	-
FeO	27.10	17.83 (51)	24.83 (60)	25.16
MnO	0.60	0.24 (2)	0.55 (3)	0.54
MgO	19.13	8.12 (50)	10.34 (55)	16.57
CaO	0.12	9.44 (24)	0.56 (7)	0.39
Na ₂ O		3.30 (6)	3.28 (11)	0.12
K ₂ O		0.34 (4)	-	-
Total	99.52	97.10	97.41	97.19
Si**	1.994	5.959	5.815	7.947
Al ^{IV}	0.006	2.041	2.185	0.053
Al ^{VI}		0.014	1.175	1.282
Ti			0.009	-
Fe ³⁺			0.220	0.100
Mg		1.091	1.820	2.333
Fe ²⁺		0.867	1.776	1.285
Fe ²⁺			0.247	1.758
Mn		0.019	0.031	0.071
Ca		0.005	1.522	0.091
Na			0.200	0.080
Na			0.762	0.883
K			0.066	0.007
Total	3.996	15.828	15.883	15.007
Mg				
Mg+Fe ²⁺	0.557	0.474	0.434	0.540

* Standard deviation for all hornblende and gedrite analyses (last digits).

** Mineral formulae calculated on the basis of 6 oxygens for orthopyroxene and 23 oxygens for amphiboles.

*** Amphibole site assignments following Robinson et al. (1982). See text for ferric iron estimates.

ferric iron or else sites other than the A-site are partly vacant. Following Robinson et al. (1982) ferric iron in the hornblende and gedrite has been estimated by finding a reasonable balance between Na and Fe + Mn occupancies of the M4 sites. For the hornblende a value of 0.2 Na on M4 is reasonable (J.C. Schumacher, pers. comm. 1982), resulting in 0.28 Fe + Mn on M4 and a ferric iron ratio (Fe³⁺/Fe_{total}) of 0.1. The latter ratio is consistent with formation near the QFM buffer (cf. Spear, 1981a). For the gedrite a value of 0.08 Na on M4, suggested by Robinson et al. (1982), is used, yielding a ferric iron ratio of 0.03.

Magnetite in the symplectite is nearly pure Fe₃O₄, containing less than 1.5 wt% other elements (Al, Ti, V and Mn).

Conditions of formation

Quantitative estimates of the conditions during metamorphism are not possible on the basis of the data for the

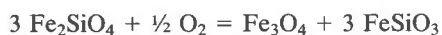
gedrite-bearing dolerite alone, but some inferences can be made because the metamorphism in the dolerite is related to that of the enveloping gabbro.

The temperature of metamorphism has been estimated from the compositions of coexisting garnet and biotite and of hornblende and plagioclase in metagabbro- and metadolerite samples (Otten, 1983). Zoning in garnet presented a complication, the core compositions yielding 440–485°C, and the rim 520–580°C, using the Ferry and Spear (1978) calibration. The hornblende-plagioclase thermometers of Spear (1980a, 1981b) gave temperatures generally between 500 and 550°C. Even though the hornblende-plagioclase thermometers are not accurately calibrated, they indicate temperatures similar to those for the garnet rims. It is suggested, therefore, that the temperature during metamorphism was roughly 500–550°C.

A lower limit for the total pressure is provided by the breakdown of magmatic plagioclase to albite and zoisite in the gabbro and dolerites (cf. Otten, 1983). Extrapolation of the results of Goldsmith (1982) to lower pressures suggests water pressures and, hence, minimum total pressure in excess of 5–6 kbar for a temperature between 500 and 550°C.

For the water fugacity only a rough indication can be given. The introduction of water into dry rock such as the gabbro or dolerites probably results in strong gradients in water fugacity away from the feeder channels (cracks). The presence of such gradients is consistent with an increase in the degree of metamorphism and with changes in mineralogy towards the cracks. The sequence at which metamorphic minerals appear on approaching a crack usually is: orthopyroxene and blue-green hornblende (coronas and pyroxene rims); cummingtonite (replaces magmatic and corona orthopyroxene); albite and zoisite (replace magmatic plagioclase) (cf. Otten, 1983). The breakdown of magmatic plagioclase to zoisite and albite requires high water fugacities (cf. Goldsmith, 1982). The presence of orthopyroxene in coronas instead of cummingtonite on the other hand probably reflects a relatively low water fugacity. It is likely that the formation of cummingtonite occurred at an intermediate water fugacity in view of its position between orthopyroxene-hornblende and zoisite-albite. By analogy with the metamorphism in the gabbro, the development of orthopyroxene-hornblende-gedrite coronas in the gedrite-bearing dolerite is thought to have occurred at relatively low water fugacities, with the subsequent formation of the cummingtonite reflecting an increase in water fugacity.

The development of the orthopyroxene-magnetite symplectites from olivine takes place through the oxidation reaction



Because this oxidation reaction postdates the development of the coronas, it provides an upper limit for the oxygen fugacity during corona formation. The upper

stability limit for the olivine is estimated from the thermodynamic data of Nitsan (1974), using a magnetite activity of 1 and assuming Fo_{45} for the olivine and En_{54} for the orthopyroxene. The latter equals the $\text{Mg}/(\text{Mg} + \text{Fe})$ ratio in the cummingtonite by which the orthopyroxene was replaced. The calculated boundary lies ca. 2 log units above the QFM buffer curve (from Myers and Eugster, 1983). Formulations of activity coefficients different from those employed by Nitsan (1974), e.g., those of Engi (1980) and Sack (1980), yield a slightly lower oxygen fugacity for the reaction boundary. Olivine-tholeiites such as the gedrite-bearing dolerite (cf. Otten, 1983) solidify at oxygen fugacities slightly below (ca. 1 log unit) the QFM buffer (Morse, 1980) and follow a cooling path parallel to this buffer (Haggerty, 1976). Hence, during corona formation the oxygen fugacity must have been between ca. 1 log unit below and at most 2 log units above the QFM buffer.

Corona origin

In order to assess whether the gedrite and hornblende in the corona formed in equilibrium and, hence, are truly coexisting amphiboles, it is necessary to examine how they formed. Coronas between olivine and plagioclase are frequently found in olivine gabbro and troctolites (cf. Griffin and Heier, 1973; Whitney and McLelland, 1973). These coronas generally have one shell of orthopyroxene and one consisting of a symplectitic intergrowth between spinel and clinopyroxene or hornblende. The formation of these coronas has been attributed to deuteritic reaction during cooling of the magmatic rocks (Griffin and Heier, 1973; Gardner and Robins, 1974) or to (retrograde) metamorphism (Whitney and McLelland, 1973; van Lamoen, 1979; Mongkoltip and Ashworth (ms., submitted to *Journal of Petrology*). Otten (1983) concluded that the coronas in the Artfjället gabbro and dolerites are due to metamorphism, not a deuteritic reaction. The orthopyroxene-hornblende-gedrite coronas under consideration here are a variant of orthopyroxene-hornblende-spinel coronas elsewhere in the Artfjället gabbro and dolerites. Discussion will be limited, therefore, to the origin of hydrous, hornblende-bearing coronas.

Models for the olivine-plagioclase reaction have been based on various assumptions (cf. Mongkoltip and Ashworth, ms.) such as closed-system (excluding H_2O addition) or open-system reaction and a migrating or a fixed boundary between orthopyroxene and hornblende. Mongkoltip and Ashworth (ms.) provide a quantitative model for corona formation that is not based on such initial assumptions. They show that the fine-scale symplectitic intergrowth between hornblende and spinel, a feature that was neglected by previous authors, is due to limited mobility of Al and Si. Orthopyroxene formation is not the result of Si addition, but of loss of Fe and Mg from the olivine. Components other than Si and Al are more mobile and during corona formation loss or gain of Mg, Fe, Ca, Na etc. may occur.

The restricted mobility of Al and Si implies that the bulk composition of the hornblende shell, including the intergrown spinel, must have the same Al/Si ratio as the reactant plagioclase (Mongkoltip and Ashworth, ms.). This constancy of Al/Si is borne out by analytical data of van Lamoen (1979), Nishiyama (1983), Otten (1983) and Mongkoltip and Ashworth (ms.). The assertion of Nishiyama (1983) that the Na/Ca ratio remains constant during corona formation is contradicted by his own analytical data, which indicate open-system behavior with regard to these elements.

The same restricted mobility of Al and Si, deduced from the spinel-bearing coronas, is thought to apply to the gedrite-bearing corona on the basis of the similarity of Al/Si ratios in plagioclase (0.58), blue-green hornblende (0.52–0.56) and gedrite (0.58–0.62). Unlike spinel and hornblende in spinel-bearing coronas, the gedrite and hornblende are not constrained to form symplectites, because their Al/Si ratios are similar and their location is independent, therefore, of the mobility of Al and Si.

Because corona formation is a kinetic process, one may not assume that the corona minerals represent an equilibrium assemblage (Mongkoltip and Ashworth, ms.). The immobility of Al and Si suggests the presence of concentration gradients for these elements across the corona from the olivine to the plagioclase. It is unlikely, therefore, that the orthopyroxene in the one shell and the two amphiboles in the other formed in equilibrium. Hornblende and gedrite, however, occur in the same shell and probably formed under similar conditions. The slight, but consistent differences in Al/Si ratios shows furthermore that these elements were partitioned between the two amphiboles. Since the Al and Si are the least mobile components, it is concluded that the hornblende and gedrite indeed formed in equilibrium and are truly coexisting.

Inspection of analytical data on coronas in the Artfjället gabbro and dolerites (Fig. 2) shows why gedrite occurs in coronas in olivine-dolerite 158. In the gabbro and most dolerites the coronas consist of orthopyroxene, hornblende and spinel; one dolerite contains only orthopyroxene, hornblende and gedrite. Apparently the bulk composition of the reactants proceeds from the three-phase triangle orthopyroxene-hornblende-spinel across the orthopyroxene-hornblende tie line into the three-phase triangle orthopyroxene-hornblende-gedrite. The position of the plagioclase in dolerite 158 at the Na-rich end of the compositional spectrum in gabbro and dolerites (Fig. 2), suggests that the change in mineralogy is mainly a function of plagioclase composition. The data in Figure 2 indicate, however, that gedrite formation in a corona is not simply due to higher Na/(Na + Ca) in plagioclase than in hornblende. Hornblende-spinel symplectites in coronas (diamonds, Fig. 2) possess the same Al/(Al + Si) ratio as the original plagioclase, but their Na/(Na + Ca) ratio is consistently lower. The hornblende-spinel tie lines pass

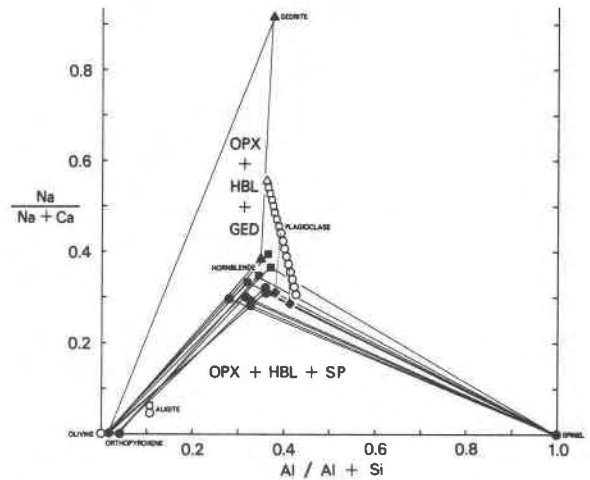


Fig. 2. Compositions of magmatic (hollow symbols) and corona minerals (solid symbols) from the Artfjället gabbro (circles) and dolerites (squares). Gedrite-bearing olivine-dolerite 158 shown separately by a triangle. Diamonds are bulk compositions of hornblende-spinel symplectites in coronas from the gabbro. These are joined to the compositions of the original plagioclase by the dotted lines. Analytical data from Otten (1983) and this paper.

plagioclase at lower Na/(Na + Ca) ratios. Consequently, either Na is lost or Ca gained during corona formation. This may be related to the alteration of augite to hornblende, since this requires addition of Na or loss of Ca. Open-system reaction with regard to Na and Ca must have occurred for the gedrite-bearing corona too, because closed-system reaction would yield ca. 25% gedrite in the amphibole shell, which is much more than the amount actually present (<10%). It is concluded, therefore, that gedrite may form in coronas when an excess amount of Na is present, taking account of all reactions in the rock that involve Na and Ca and not only corona formation.

Discussion

Comparison of the gedrite in the corona with published analyses of orthoamphiboles (references in Robinson et al., 1982) shows that it is highest in Na and Al of all orthoamphiboles coexisting with hornblende. Only the gedrites of Berg and Wiebe (1978) and of Schumacher (1980) (cf. also Robinson et al., 1982) extend to comparable or higher Na and Al, but do not occur together with hornblende. Figure 3 shows available data on coexisting orthoamphiboles and hornblendes. Due to the presence of a solvus between anthophyllite and gedrite below ca. 600°C (Spear, 1980b) four different types of orthoamphiboles coexisting with hornblende may be distinguished: off-solvus anthophyllites, solvus pairs of anthophyllite and gedrite, supersolvus orthoamphiboles, and off-solvus gedrites. Because the position of the solvus depends on Fe/Mg ratio (Spear, 1980b), some spread occurs in the positions of the orthoamphibole solvus pairs. Only two

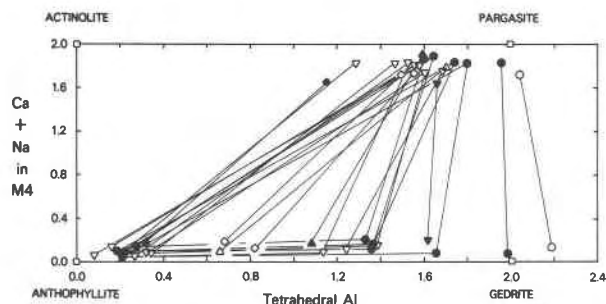


Fig. 3. Plot of tetrahedral Al vs. Ca + Na in M4 for published analyses of coexisting orthoamphiboles and hornblendes. Tie-lines connect coexisting minerals. All compositions shown as given in the original source, except for hornblende from Stout (1972), where 0.1 Na is assigned to M4, and the hornblende from Hawthorne et al. (1980), where 0.2 Na is assigned to M4. Hollow symbols: circle, this paper; triangle, James et al. (1978); inverted triangle, Stout (1972); diamond, Robinson and Jaffe (1969). Solid symbols: circle, Spear (1980b); triangle, Schumacher (1981); inverted triangle, Hawthorne et al. (1980); diamond, Tiba et al. (1970).

orthoamphibole-hornblende pairs have been found for which gedrite definitely lies off the solvus (this paper; Spear, 1980b). The pair of Hawthorne et al. (1980) may also have gedrite lying off the solvus, but this is difficult to judge because they do not report formation conditions. Their gedrite contains exsolved anthophyllite and must at least have intersected the solvus during cooling.

A remarkable feature of Figure 3 is the large spread in orthoamphibole compositions as opposed to the relatively constant hornblende composition, resulting in fanning of the tie-lines. This fanning is exaggerated by the orthoamphibole solvus, but is present even for off-solvus and supersolvus orthoamphiboles. In the two most aluminous gedrites this fanning has proceeded so far that the Al^{IV} (and total Al) contents are higher in the orthoamphibole than in the hornblende. Together with the Al content the amount of Na in the orthoamphiboles increases, varying from a vacant A-site in anthophyllite to an almost completely filled A-site in the corona gedrite. Apparently orthoamphibole is much more flexible than hornblende with regard to Al contents and the occupation of the A-site.

Acknowledgments

Electron-microprobe analyses were performed at the Electron-Microprobe Laboratory of the Instituut voor Aardwetenschappen, Vrije Universiteit Amsterdam, with financial and personnel support by ZWO-WACOM (Netherlands Organization for the Advancement of Pure Research - Research Group for Analytical Chemistry of Rocks and Minerals). Assistance by Drs. C. Kieft and P. Maaskant and by W.J. Lustenhouwer is gratefully acknowledged. Prof. E. den Tex and Drs. A. Senior, M. Barton and C. Kieft kindly read an earlier draft of the paper. I am grateful to Drs. D.A. Hewitt, P. Robinson and J.C. Schumacher for their thorough reviews. Finally, I would like to thank Dr. J.R. Ashworth for providing me with a preprint of his paper.

References

- Berg, J.H. and Wiebe, R.A. (1978) A new orthoamphibole end member in a granulite xenolith from Labrador. (abstr.) EOS (Transactions, American Geophysical Union), 59, 394.
- Engi, M. (1980) The solid solution behaviour of olivine in the temperature range from 500 K to 1500 K. (abstr.) Geological Society of America Abstracts with Programs, 12, 421.
- Ferry, J.M. and Spear, F.S. (1978) Experimental calibration of the partitioning of Fe and Mg between biotite and garnet. Contributions to Mineralogy and Petrology, 66, 113-117.
- Gardner, P.M. and Robins, B. (1974) The olivine-plagioclase reaction: geological evidence from the Seiland Petrographic Province, northern Norway. Contributions to Mineralogy and Petrology, 44, 149-156.
- Goldsmith, J.R. (1982) Plagioclase stability at elevated temperatures and water pressures. American Mineralogist, 67, 653-675.
- Griffin, W.L. and Heier, K.S. (1973) Petrological implications of some corona structures. Lithos, 6, 315-335.
- Haggerty, S.E. (1976) Opaque mineral oxides in terrestrial igneous rocks. In Douglas Rumble III, Ed., Reviews in Mineralogy 3, Oxide Minerals, p. Hg-101-Hg-300. Mineralogical Society of America, Washington, D.C.
- Hawthorne, F.C., Griep, J.L., and Curtis, L. (1980) A three-amphibole assemblage from the Tallan Lake sill, Peterborough County, Ontario. Canadian Mineralogist, 18, 275-284.
- James, R.S., Grieve, R.A.F. and Pauk, L. (1978) The petrology of cordierite-anthophyllite gneisses and associated mafic and pelitic gneisses at Manitouwadge, Ontario. American Journal of Science, 278, 41-63.
- Lamoen, H. van (1979) Coronas in olivine gabbros and iron ores from Susimäki and Riuttamaa, Finland. Contributions to Mineralogy and Petrology, 68, 259-268.
- Mongkoltip, P. and Ashworth, J.R. (1983) Exsolution of ilmenite and rutile in hornblende. American Mineralogist, 68, 143-155.
- Morse, S.A. (1980) Kiglapait mineralogy II: Fe-Ti oxide minerals and the activities of oxygen and silica. Journal of Petrology, 21, 685-719.
- Myers, J. and Eugster, H.P. (1983) The system Fe-Si-O: oxygen buffer calibrations to 1,500 K. Contributions to Mineralogy and Petrology, 82, 75-90.
- Nishiyama, T. (1983) Steady diffusion model for olivine-plagioclase corona growth. Geochimica et Cosmochimica Acta, 47, 283-294.
- Nitsan, U. (1974) Stability field of olivine with respect to oxidation and reduction. Journal of Geophysical Research, 79, 706-711.
- Otten, M.T. (1983) The magmatic and subsolidus evolution of the Artfjället gabbro, Central Swedish Caledonides. Ph. D. thesis, University of Utrecht, the Netherlands.
- Robinson, P. and Jaffe, H.W. (1969) Chemographic exploration of amphibole assemblages from central Massachusetts and southwestern New Hampshire. Mineralogical Society of America Special Paper 2, 251-274.
- Robinson, P., Spear, F.S., Schumacher, J.C., Laird, J., Klein, C., Evans, B.W. and Doolan, B.L. (1982) Phase relations of metamorphic amphiboles: natural occurrences and theory. In D.R. Veblen and P.H. Ribbe, Reviews in Mineralogy 9B. Amphiboles: petrology and experimental phase relations, p. 1-227. Mineralogical Society of America, Washington, D.C.
- Sack, R.O. (1980) Some constraints on the thermodynamic

- mixing properties of Fe-Mg orthopyroxenes and olivines. *Contributions to Mineralogy and Petrology*, 71, 257-269.
- Schumacher, J.C. (1980) Gedrite of extreme Al and Na content in the metamorphosed Ammonoosuc volcanics, sillimanite-staurolite zone, central Massachusetts. (abstr.) *Geological Society of America Abstracts with Programs*, 12, 518.
- Schumacher, J.C. (1981) Coexisting hornblende-cordierite-gedrite in gedrite-cordierite gneiss, southwestern New Hampshire. (abstr.) *EOS (Transactions, American Geophysical Union)*, 62, 422.
- Senior, A. and Otten, M.T. (in press) The Artfjället gabbro and its bearing on the evolution of the Storfjället nappe, Central Swedish Caledonides. In D.G. Gee and B.A. Sturt. Eds., *The Caledonide Orogen—Scandinavia and related areas*. Wiley, New York.
- Spear, F.S. (1980a) NaSi-CaAl exchange equilibrium between plagioclase and amphibole. An empirical model. *Contributions to Mineralogy and Petrology*, 72, 33-41.
- Spear, F.S. (1980b) The gedrite-anthophyllite solvus and the composition limits of orthoamphiboles from the Post Pond volcanics, Vermont. *American Mineralogist*, 65, 1103-1118.
- Spear, F.S. (1981a) An experimental study of hornblende stability and compositional variability in amphibolite. *American Journal of Science*, 281, 697-734.
- Spear, F.S. (1981b) Amphibole-plagioclase equilibria: an empirical model for the relation Albite + Tremolite = Edenite + 4 Quartz. *Contributions to Mineralogy and Petrology*, 77, 355-364.
- Stout, J.H. (1972) Phase petrology and mineral chemistry of coexisting amphiboles from Telemark, Norway. *Journal of Petrology*, 13, 99-145.
- Tiba, T., Hashimoto, M., and Kato, A. (1970) An anthophyllite-hornblende pair from Japan. *Lithos*, 3, 335-340.
- Whitney, P.R. and McLelland, J.M. (1973) Origin of coronas in metagabbros of the Adirondack Mts., N.Y. *Contributions to Mineralogy and Petrology*, 39, 81-98.

*Manuscript received, August 11, 1982;
accepted for publication, December 27, 1983.*