

New Mineral Names

AARON J. CELESTIAN^{1,*}

¹Natural History Museum of Los Angeles County, 900 Exposition Boulevard, Los Angeles, California 90007, U.S.A.

ABSTRACT

This issue of New Mineral Names provides a summary of several new species in the tetrahedrite-group along with examples of how museums are sharing type and cotype specimens. Currently there are approximately 50 sulfosalt mineral species in the tetrahedrite-group that have the general formula $M_2(A_6)^{M1}(B_4C_2)^{X3}(D_4)^{S1}(Y_{12})^{S2}(Z)$, with $A = Cu^+$, Ag^+ , \square ; $B = Cu^+$, Ag^+ ; $C = Zn^{2+}$, Fe^{2+} , Hg^{2+} , Cd^{2+} , Mn^{2+} , Ni^{2+} , Cu^{2+} , Cu^+ , Fe^{3+} ; $D = Sb^{3+}$, As^{3+} , Bi^{3+} , Te^{4+} ; $Y = S^{2-}$, Se^{2-} ; $Z = S^{2-}$, Se^{2-} , \square . All members of the tetrahedrite-group are isometric and have potential applications high efficiency thermoelectric materials. Some the type specimens of tetrahedrite, and others in this review, are shared between museums. Having newly described minerals housed at multiple museums provides easier access to specimens for researchers around the world and serves to preserve these minerals in case of loss at any one the institutions. Here we look at the descriptions of stibiogoldfieldite, graulichite-(La), tennantite-(Cu), wildcatite, ellinaite, paqueite, burnettite, saccoite, and gurzhiite.

STIBIOGOLDFIELDITE

Stibiogoldfieldite (Biagioni et al. 2022c), ideally $Cu_{12}(Sb_2Te_2)S_{13}$, is related to goldfieldite but is the Sb end-member of the tetrahedrite-group of minerals. (See Biagioni et al. 2020 for a full description of the tetrahedrite group.) Stibiogoldfieldite was found at the Mohawk Mine, Goldfield mining district, Nevada, U.S.A. The Mohawk Mine was a mineralogically diverse Cu-Ag-As mine and has about 44 different mineral species reported from the area, including mohawkite. Of all the tetrahedrite group minerals, those containing Te are the rarest, and stibiogoldfieldite was found in rocks that were volcanically hydrothermally altered from approximately 30 Mya to 5 Mya. These host rocks have been mined for precious metals gold, silver, copper, tin, zinc, and others.

Stibiogoldfieldite crystallizes in space group $I43m$ with $a = 10.3466(17)$ Å, $V = 1107.6(5)$ Å³, and has a calculated density of 5.055 g/cm³. The mineral and its name have been approved by the CNMNC (IMA 2020-093). The type material is deposited in the mineralogical collections of the Museo di Storia Naturale of the University di Pisa, Italy (catalog number 19926), and the Department of Mineralogy and Petrology, National Museum, Prague, Czech Republic (catalog numbers PIP 78/2020 and PIP 80/2020).

GRAULICHITE-(LA)

Graulichite-(La) (Biagioni et al. 2022a), ideally $LaFe_3^+(AsO_4)_2(OH)_6$, is part of the tetrahedrite-group of minerals and is similar to graulichite-(Ce) (Hatert et al. 2003), but has La as the dominant D-site cation. Graulichite-(La) was found in the Patte d'Oil mine, in the Djebel Saghro mountain range, approximately 50 km southeast of Ouarzazate, Morocco.

The crystals of graulichite-(La) are chemically zoned and were found to have two distinct chemical domains. The structure and composition of each of these domains are La-dominant, but have different densities due to slight variation in site occupancies of extra-framework and framework composition as measured from chemical analysis; domain 1 ($La_{0.34}Ce_{0.20}Ca_{0.11}Sr_{0.07}Pb_{0.05}K_{0.04}\Sigma_{0.81}(Fe_{2.16}^{3+}Al_{0.84}Cu_{0.20}\Sigma_{3.20}(As_{1.23}P_{0.39}S_{0.37})\Sigma_{1.99}O_{14}H_{6.13}$), and domain 2 ($La_{0.38}Ce_{0.22}Sr_{0.10}Ca_{0.09}Pb_{0.05}K_{0.06}\Sigma_{0.90}(Fe_{2.16}^{3+}Al_{0.49}Cu_{0.20}\Sigma_{3.29}(As_{0.91}P_{0.50}S_{0.40})\Sigma_{1.81}O_{14}H_{6.53}$).

Graulichite-(La) crystallizes in space group $R\bar{3}m$ with $a = 7.252(13)$ Å, $c = 16.77(3)$ Å, $V = 764(3)$ Å³, and has calculated densities of 3.907 and 3.962 g/cm³ for the two different domains. The mineral and its name have

been approved by the CNMNC (IMA 2020-093). The holotype material is deposited in the mineralogical collection of the Museo di Storia Naturale, University of Pisa, Italy (catalog number 19924).

TENNANTITE-(Cu)

Tennantite-(Cu) (Biagioni et al. 2022b), ideally $Cu_{12}As_4S_{13}$, is the Cu-dominant member of tennantite and is part of the tetrahedrite-group of minerals. The specimen, found in the Layo epithermal deposit of Castilla Province, Peru, was initially described as “Cu-excess tennantite” (Marcoux et al. 1994). Tennantite was first mineral described that eventually became part the tetrahedrite-group, which was named after the English chemist Smithson Tennant (1761–1815). Other species of the tennantite-subgroup include tennantite-(Fe), -(Zn), -(Ni), -(Hg), and -(Cd).

Tennantite-(Cu) crystallizes in space group $I43m$ with $a = 10.1710(10)$ Å, $V = 1052.2(2)$ Å³, and has a calculated density 4.656 g/cm³. The mineral and its name have been approved by the CNMNC (IMA 2020-096). Parts of the holotype material are deposited in the collections of the Department of Mineralogy and Petrology, National Museum in Prague, Czech Republic (catalog number PIP 74/2020), in the collections of the Museo di Storia Naturale of the Università di Pisa, Italy (catalog number 19925), and at the Mineralogical Museum of Ecole des Mines de Paris (catalog number ENSMP 83990).

WILDCATITE

Wildcatite (Missen et al. 2021), ideally $CaFe^{3+}Te^{6+}O_3(OH)$, is the first known mineral (primary or secondary) to contain the elements Ca, Fe, and Te. Wildcatite is named after the Wildcat Prospect (the type locality). This prospect was named after its location in the Wildcat Hills of Utah, which extends north toward Topaz Mountain. The mineral likely formed from late-stage oxidation of the host brecciated sedimentary rocks. According to MinDat.org, the localities with the greatest number of Te species are (in order) the Bambolla Mine (Sonora, Mexico) with 38, Trixie Mine (Utah, U.S.A.) with 27, Kawazu Mine (Shizuoka Prefecture, Japan) with 27, and Kockbulak Mine (Tashkent, Uzbekistan) with 25.

Wildcatite crystallizes in space group $P\bar{3}1m$ with $a = 5.2003(14)$ Å, $c = 4.9669(14)$ Å, $V = 116.3(1)$ Å³ and has calculated densities of 4.739 g/cm³ for the empirical formula and 4.557 g/cm³ for the ideal formula. The mineral and its name have been approved by the CNMNC (IMA 2020-019). The cotype material is deposited in the collections in the Natural History Museum of Los Angeles County with (catalog numbers 74538, 74539, and 74540), Museums Victoria, Melbourne, Australia (catalog numbers M55257 and M55258), the Natural History Museum, London,

* All minerals have been approved by the IMA CNMNC. For a complete listing of all IMA-validated unnamed minerals and their codes, see <http://cnmnc.main.jp/> (click on “IMA list of minerals”).

U.K. (catalog number BM 2020,4), and the W.M. Keck Earth Science and Mineral Engineering Museum at the University of Nevada, Reno (catalog number 2020.002.001).

ELLINAITE

Ellinaite (Sharygin et al. 2021), ideally CaCr_2O_4 , is named in honor of Ellina Vladimirovna Sokol (b. 1961) from the Institute of Geology and Mineralogy, Novosibirsk, Russia. Ellina Sokol is a well-known Russian mineralogist and petrologist, who specialized in the studies of pyrometamorphic rocks around the world, including the Hatrurim Formation (Mottled Zone) rocks from where ellinaite was found. Ellinaite is the natural analog of $\beta\text{-CaCr}_2\text{O}_4$, which is known as an important component of composite alloy and ceramic materials.

Ellinaite crystallizes in space group *Pnma* with $a = 8.868(9) \text{ \AA}$, $b = 2.885(3) \text{ \AA}$, $c = 10.355(11) \text{ \AA}$, $V = 264.9(5) \text{ \AA}^3$, and has a calculated density of 5.217 g/cm^3 . The mineral and the name were approved by the CNMNC (IMA 2019-091). An individual grain of ellinaite was deposited in the collections of the A.E. Fersman Mineralogical Museum of the Russian Academy of Sciences, Moscow, Russia (catalog number 5439/1). Another grain of ellinaite from in a polished thin section is in the collections of the Central Siberian Geological Museum at V.S. Sobolev Institute of Geology and Mineralogy, Russia (catalog number VII-102/1). The co-type sample of ellinaite from Córigo Sorriso, Mato Grosso State, Brazil (TEM foil from a diamond), is located at the Institute of Geochemistry and Analytical Chemistry, Moscow, Russia.

PAQUEITE AND BURNETTITE

Paqueite and burnettite (Ma et al. 2022) are calcium aluminum-rich inclusions found in different specimens of Allende-type meteorites. Paqueite, ideally $\text{Ca}_3\text{TiSi}_2[\text{Al,Ti,Si}]_3\text{O}_{14}$, is named in honor of Julie Paque (b. 1958), a cosmochemist at the California Institute of Technology. Her work has emphasized analytical and experimental approaches to understanding the name of calcium aluminum-rich inclusions in meteorites. Burnettite, ideally CaVAISiO_6 , is named after Donald Burnett (b. 1937), a cosmochemist also at the California Institute of Technology, who has extensively studied nucleosynthesis and the abundance of elements of lunar and meteoritic materials.

The authors detail crystallization sequences and demonstrate that these two minerals likely formed from late-stage melting, and their occurrences may help constrain the thermal history of the rocky bodies during early solar system formation.

Paqueite crystallizes in space group *P321* with $a = 7.943 \text{ \AA}$, $c = 4.930 \text{ \AA}$, $V = 269.37 \text{ \AA}^3$ with a calculated density of 3.39 g/cm^3 . Burnettite crystallizes in space group *C2/c* with $a = 9.80 \text{ \AA}$, $b = 8.85 \text{ \AA}$, $c = 5.36 \text{ \AA}$, $\beta = 105.6^\circ$, $V = 447.7 \text{ \AA}^3$, and has a calculated density of 3.44 g/cm^3 . The two new minerals paqueite (IMA 2013-053) and burnettite (IMA 2013-054) have been approved by the CNMNC. Type burnettite occurs in CGft-12, an Allende type A inclusion from the Field Museum of Chicago, Illinois, U.S.A. (catalog number ME2639-23.2), and this specimen also contains paqueite. Type paqueite occurs within a polished section of Allende in the type A CAI A-WP1, which is deposited in the Smithsonian Institution's National Museum of Natural History, Washington, D.C., U.S.A. (catalog number USNM 7617).

SACCOITE

Saccoite (Giester et al. 2022), ideally $\text{Ca}_2\text{Mn}_3^+\text{F}(\text{OH})_8 \cdot 0.5(\text{SO}_4)$, is named in honor of Guido Sacco (1900–1994) and his son Desmond Scacco (b. 1942). The father and son explored and developed mining in the Postmasburg and Kalahari Manganese Fields of the Northern Cape Province, Republic of South Africa. The mineral was found in the N'Chwaning III underground mine.

The microporous structure of saccoite is built from $\text{CaF}_2(\text{OH})_6$ and $\text{Mn}(\text{OH})_6$ polyhedra, while pores are filled with SO_4 tetrahedra. All of the OH groups are aligned on the walls of the channels to support the sulfate groups and suggests that the material might behave as an anion exchanger.

Saccoite crystallizes in space group *P4/ncc* with $a = 12.834(3) \text{ \AA}$, $c = 5.622(2) \text{ \AA}$, $V = 960.0(4) \text{ \AA}^3$, and has a calculated density of 2.73 g/cm^3 . The mineral and its name have been approved by the Commission on New Minerals, Nomenclature and Classification (CNMNC) of the International Mineralogical Association (IMA 2019-056). The holotype material is deposited in the mineral collection of the Natural History Museum Vienna, Austria (catalog number O1784).

GURZHIITE

Gurzhiite (Kasatkin et al. 2022), ideally $\text{Al}(\text{UO}_2)(\text{SO}_4)_2 \cdot 10\text{H}_2\text{O}$, is named in honor of Vladislav Vladimirovich Gurzhiy (b. 1985), an associate professor in the Department of Crystallography and Chairman of the Scientific Committee at the Institute of Earth Sciences, Saint-Petersburg State University. Dr. Gurzhiy is known for his expertise in uranium mineralogy and crystallography.

The holotype specimen of gurzhiite was found in the Bykogorskoe uranium deposit in Byk Mountain, Northern Caucasus, Russia. This area is confined to a hypabyssal intrusion of granite-porphry that composes the dome-shaped uplift of Byk Mountain. To date, there are 57 known uranium sulfate minerals, and 37 of those have been described in the last 10 years. The majority of the recent discoveries have come from San Juan County, Utah, U.S.A. (Blue Lizard Mine, Green Lizard Mine, Markey Mine, Burro Mine, and others).

Gurzhiite crystallizes in space group *P1* with $a = 7.193(2) \text{ \AA}$, $b = 11.760(2) \text{ \AA}$, $c = 11.792(2) \text{ \AA}$, $\alpha = 67.20(3)^\circ$, $\beta = 107.76(3)^\circ$, $\gamma = 89.99(3)^\circ$, $V = 867.7(4) \text{ \AA}^3$ with a measured density $2.52(3) \text{ g/cm}^3$ and a calculated density based on the empirical formula of 2.605 g/cm^3 . The new mineral and its name have been approved by the CNMNC (IMA2021-086). The holotype specimen is deposited in the collections of the Fersman Mineralogical Museum of the Russian Academy of Sciences, Moscow, Russia (catalog number 5756/1).

REFERENCES CITED

- Biagioni, C., George, L.L., Cook, N.J., Makovicky, E., Moëlo, Y., Pasero, M., Sejkora, J., Stanley, C.J., Welch, M.D., and Bosi, F. (2020) The tetrahedrite group: Nomenclature and classification. *American Mineralogist*, 105, 109–122.
- Biagioni, C., Ciriotti, M.E., Favreau, G., Mauro, D., and Zaccarini, F. (2022a) Graulichite-(La), $\text{LaFe}_3^+(\text{AsO}_4)_2(\text{OH})_6$, a new addition to the alunite supergroup from the Patte d'Oie mine, Bou Skour mining district, Morocco. *European Journal of Mineralogy*, 34(3), 365–374.
- Biagioni, C., Sejkora, J., Moëlo, Y., Marcoux, E., Mauro, D., and Dolníček, Z. (2022b) Tennantite-(Cu), $\text{Cu}_{12}\text{As}_4\text{S}_{13}$, from Layo, Arequipa Department, Peru: a new addition to the tetrahedrite-group minerals. *Mineralogical Magazine*, 86(2), 331–339.
- Biagioni, C., Sejkora, J., Musetti, S., Makovicky, E., Pagano, R., Pasero, M., and Dolníček, Z. (2022c) Stibiogoldfeldite, $\text{Cu}_2(\text{Sb}_2\text{Te}_2)\text{S}_{13}$, a new tetrahedrite-group mineral. *Mineralogical Magazine*, 86(1), 168–175.
- Giester, G., Lengauer, C.L., N., C.C., Topa, D., Gutzmer, J., and von Bezings, K.-L. (2022) Saccoite, $\text{Ca}_2\text{Mn}_3^+\text{F}(\text{OH})_8 \cdot 0.5(\text{SO}_4)$, a new, microporous mineral from the Kalahari Manganese Field, South Africa. *Mineralogical Magazine*, 1–7.
- Hatert, F., Lefèvre, P., Pasero, M., and Fransolet, A.-M. (2003) Graulichite-(Ce) a new arsenate mineral from the Stavelot Massif, Belgium. *European Journal of Mineralogy*, 15(4), 733–739.
- Kasatkin, A.V., Plášil, J., Chukanov, N.V., Škoda, R., Nestola, F., Agakhanov, A.A., and Belakovskiy, D.I. (2022) Gurzhiite, $\text{Al}(\text{UO}_2)(\text{SO}_4)_2 \cdot 10\text{H}_2\text{O}$, a new uranyl sulfate mineral with a chain structure from the Bykogorskoe deposit, Northern Caucasus, Russia. *Mineralogical Magazine*, 86(3), 412–421.
- Ma, C., Beckett, J.R., Tissot, F.L., and Rossman, G.R. (2022) New minerals in type A inclusions from Allende and clues to processes in the early solar system: Paqueite, $\text{Ca}_3\text{TiSi}_2(\text{Al,Ti,Si})_3\text{O}_{14}$, and burnettite, CaVAISiO_6 . *Meteoritics & Planetary Science*, 57, 1300–1324.
- Marcoux, E., Milési, J.P., and Moëlo, Y. (1994) Vinciennite and Cu-excess tennantite from the Layo (Cu, Sn, As, Au) epithermal deposit (Southern Peru). *Mineralogy and Petrology*, 51(1), 21–36.
- Missen, O.P., Mills, S.J., Kampf, A.R., Coolbaugh, M.F., Najorka, J., Rumsey, M.S., Marty, J., Spratt, J., Raudsepp, M., and McCormack, J.K. (2021) Wildcatite $\text{CaFe}^{3+}\text{Te}^{6+}\text{O}_4(\text{OH})$, the second new tellurate mineral from the Detroit district, Juab County, Utah. *Canadian Mineralogist*, 59(4), 729–739.
- Sharygin, V.V., Britvin, S.N., Kaminsky, F.V., Wirth, R., Nigmatulina, E.N., Yakovlev, G.A., Novoselov, K.A., and Murashko, M.N. (2021) Ellinaite, CaCr_2O_4 , a new natural post-spinel oxide from Hatrurim Basin, Israel, and Juina kimberlite field, Brazil. *European Journal of Mineralogy*, 33(6), 727–742.

UNITED STATES POSTAL SERVICE® (All Periodicals Publications Except Requester Publications)
Statement of Ownership, Management, and Circulation

1. Publication Title: **American Mineralogist (Title)**
 2. Publication Number: **0030-1760**
 3. Filing Date: **10/1/2022**
 4. Issue Frequency: **12 issues/yr; six (print) issues/yr**
 5. Number of Issues Published Annually: **6**
 6. Annual Subscription Price: **\$170.00**
 7. Complete Mailing Address of Known Office of Publication (Not printer) (Street, city, county, state, and ZIP+4®):
**Mineralogical Society of America
 3635 Concorda Pkwy, Ste 500
 Chantilly, VA 20151-1110**
 Complete Mailing Address of Headquarters or General Business Office of Publisher (Not printer):
**Mineralogical Society of America
 3635 Concorda Pkwy, Ste 500
 Chantilly, VA 20151-1110**
 Full Name and Complete Mailing Address of Publisher, Editor, and Managing Editor (Do not leave blank):
 Publisher (Name and complete mailing address):
**Mineralogical Society of America
 3635 Concorda Parkway, Ste. 500
 Chantilly, VA 20151-1110**
 Editor (Name and complete mailing address):
**Don Baker, Hongwu Ky, Mineralogical Society of America
 3635 Concorda Pkwy, Ste 500, Chantilly, VA 20151-1110**
 Managing Editor (Name and complete mailing address):
**Rachel Russell, Mineralogical Society of America
 3635 Concorda Pkwy, Ste 500 Chantilly, VA 20151-1110**
 10. Owner (Do not leave blank. If the publication is owned by a corporation, give the name and address of the corporation immediately followed by the names and addresses of all stockholders owning or holding 1 percent or more of the total amount of stock. If not owned by a corporation, give the names and addresses of the individual owners. If owned by a partnership or other unincorporated firm, give its name and address as well as those of each individual owner. If the publication is published by a nonprofit organization, give its name and address.)
 Full Name: **Mineralogical Society of America**
 Complete Mailing Address: **3635 Concorda Pkwy, Ste. 500
 Chantilly, VA 20151-1110**
 11. Known Bondholders, Mortgagees, and Other Security Holders Owning or Holding 1 Percent or More of Total Amount of Bonds, Mortgages, or Other Securities. If none, check box None
 Full Name: Complete Mailing Address:
 12. Tax Status (For completion by nonprofit organizations authorized to mail at nonprofit rates) (Check one)
 Has Not Changed During Preceding 12 Months
 Has Changed During Preceding 12 Months (Publisher must submit explanation of change with this statement)

13. Publication Title: **American Mineralogist**
 14. Issue Date for Circulation Data Below: **8/31/2022**
 15. Extent and Nature of Circulation

		Average No. Copies Each Issue During Preceding 12 Months	No. Copies of Single Issue Published Nearest to Filing Date
a. Total Number of Copies (Net press run)			
		600	500
b. Paid Circulation (By Mail and Outside the Mail)	(1) Mailed Outside-County Paid Subscriptions Stated on PS Form 3541 (Include paid distribution above nominal rate, advertiser's proof copies, and exchange copies)	250	245
	(2) Mailed to County Paid Subscriptions Stated on PS Form 3541 (Include paid distribution above nominal rate, advertiser's proof copies, and exchange copies)	0	0
	(3) Paid Distribution Outside the Mail (including Sales Through Dealers and Carriers, Street Vendors, Counter Sales, and Other Paid Distribution Outside USPS®)	257	250
	(4) Paid Distribution by Other Classes of Mail Through the USPS (e.g., First-Class Mail®)	0	0
c. Total Paid Distribution (Sum of 15b (1), (2), (3), and (4))		257	495
d. Free or Nominal Rate Distribution (By Mail and Outside the Mail)	(1) Free or Nominal Rate Outside-County Copies Included on PS Form 3541	2	2
	(2) Free or Nominal Rate to County Copies Included on PS Form 3541	0	0
	(3) Free or Nominal Rate Copies Mailed at Other Classes Through the USPS (e.g., First-Class Mail)	0	0
	(4) Free or Nominal Rate Distribution Outside the Mail (Carriers or other means)	0	0
e. Total Free or Nominal Rate Distribution (Sum of 15d (1), (2), (3) and (4))		2	2
f. Total Distribution (Sum of 15c and 15e)		509	497
g. Copies not Distributed (See instructions to Publishers #4 (page #3))		91	3
h. Total (Sum of 15f and g)		600	500
i. Percent Paid (15c divided by 15h times 100)		99.6	99.6

* If you are claiming electronic copies, go to the 16 on page 3. If you are not claiming electronic copies, skip to line 17 on page 3.

UNITED STATES POSTAL SERVICE® (All Periodicals Publications Except Requester Publications)
Statement of Ownership, Management, and Circulation

19. Electronic Copy Circulation

	Average No. Copies Each Issue During Preceding 12 Months	No. Copies of Single Issue Published Nearest to Filing Date
a. Paid Electronic Copies	2000	2000
b. Total Paid Print Copies (Line 15c) + Paid Electronic Copies (Line 19a)	2507	2507
c. Total Paid Distribution (Line 15e) + Paid Electronic Copies (Line 19a)	2509	2509
d. Percent Paid (Both Print & Electronic Copies) (19c divided by 15h x 100)	99.9	99.9

I certify that 50% of all my distributed copies (electronic and print) are paid above a nominal price.

17. Publication of Statement of Ownership
 The publication is a general publication, publication of this statement is required. Will be printed in the **Nov/Dec 2022** issue of this publication. Publication not required.

18. Signature and Title of Editor, Publisher, Business Manager, or Owner: **Ann E. Benbow, Executive Director**
 Date: **10/1/2022**

I certify that all information furnished on this form is true and complete. I understand that anyone who furnishes false or misleading information on this form or who omits material or information requested on the form may be subject to criminal sanctions (including fines and imprisonment) and/or civil sanctions (including civil penalties).

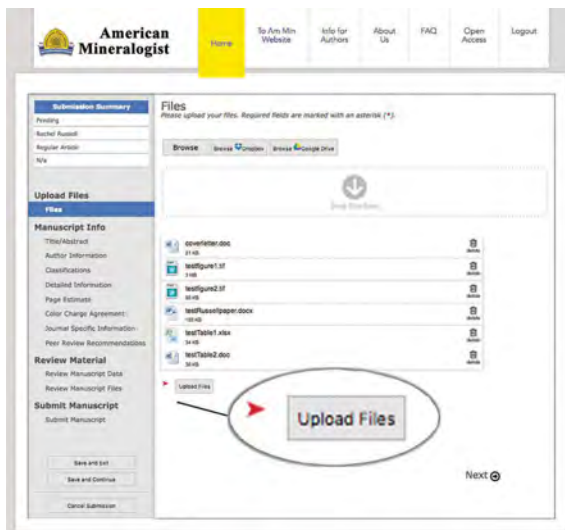
Submit to American Mineralogist

New Easy-to-Use Interface

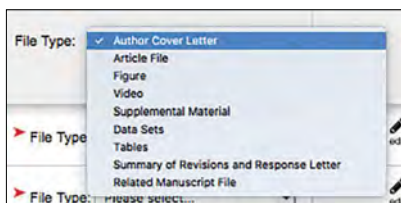
Read our full information for authors:

<http://www.minsocam.org/MSA/AmMin/instructions.html>

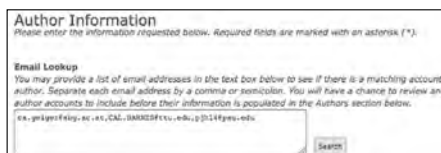
- 1 Prepare your materials and know your co-authors' affiliation info/emails.
- 2 Log in to submit your manuscript: <http://aminsubmissions.msubmit.net>
Click & Drag your files when prompted.
- 3 Click "Upload Files", then you can amend the order for the merged file, you can edit the file details, you can delete or replace the file.
- 4 After files are shipshape, work through the required information step by step, using the next button or selecting via the vertical menu.



TIPS & TRICKS



The system displays helpful pop-ups and pulldowns as needed. Each uploaded file needs to be given a type and a name.



Enter (co-)author info quickly by doing a search by email address.



When all the uploaded files have been named and approved, press the Auto Order button.



LAST STEP -- "Review Material" tab: Open each PDF by clicking to review and check box on right to **approve** files.

Questions? peer_review@minsocam.org

<http://www.minsocam.org/msa/AmMin/AmMineral.html>



Lithosphere

Home for all
**scientifically rigorous,
open access research**
covering every
geoscience discipline

<https://pubs.geoscienceworld.org/lithosphere>